

Ministers' Tax Guide for 2022 Returns

2023

---

**TAX RETURN  
PREPARATION**

---

GUIDE

Richard R. Hammar, J.D., LL.M., CPA  
Senior Editor, Church Law & Tax

## ACKNOWLEDGMENTS

Both the author and Christianity Today's Church Law & Tax Team would like to thank CPA Elaine Sommerville for her assistance with reviewing the material in the Guide.

© Copyright 2023 Christianity Today International. *Clergy Tax Return Preparation Guide* by Richard R. Hammar. Used with permission.

This publication is intended to provide a timely, accurate, and authoritative discussion of tax reporting compliance, and the impact of recent changes in the tax laws. It is not intended as a substitute for legal, accounting, or other professional advice. If legal, tax, or other expert assistance is required, the services of a competent professional should be sought. Although we believe this book provides accurate information, there may be changes resulting from IRS or judicial interpretations of the tax code, new tax regulations, or technical corrections that occurred after the printing of this edition that are not reflected in the text.

Master Plan Tax Services of Flower Mound, Texas, reviewed the material in the *Ministers' Tax Guide*. For additional information, visit [MasterPlanTaxes.com](http://MasterPlanTaxes.com).



Welcome to the annual tax guide, a benefit provided by GuideStone® at no cost to the pastors and other church workers we serve.

The *2023 Tax Return Preparation Guide (Ministers' Tax Guide for 2022 Returns)* is again authored and edited by noted CPA and attorney Richard Hammar, one of the nation's leading experts in ministerial tax issues.

As part of our commitment at GuideStone to enhance the financial security and resilience for those who serve the Lord, we provide this resource to our members as they prepare their own taxes. We continue to see changes in the tax law annually, and it seems to be more complicated each year. This guide addresses commonly asked questions and commonly used tax forms, but additional information can be found on *IRS.gov*.

While we are pleased to make this resource available to you for informational purposes, GuideStone cannot offer tax or legal advice. We encourage you to consult with appropriate tax, financial or legal advisors regarding any specific questions you may have.

We want every servant of Christ to finish well. GuideStone members and ministry partners can access a digital copy of the guide at *GuideStone.org/TaxGuide*, along with other helpful resources on compensation planning, ministers' housing allowance and Social Security.

May the Lord richly bless you as you seek to serve him.

Sincerely,

A handwritten signature in black ink that reads "Hance Dilbeck". The signature is written in a cursive, flowing style.

D. Hance Dilbeck, Jr.

# TABLE OF CONTENTS

<b><u>PART 1: Introduction</u></b>	<b>6</b>
How to Use This Guide	6
Tax Highlights for 2022	6
Preliminary Questions	7
<b><u>PART 2: Special Rules for Ministers</u></b>	<b>10</b>
Who is a minister for federal tax purposes?	10
Are ministers employees or self-employed for federal tax purposes?	10
Exemption from Self-Employment (Social Security) taxes (or SECA)	11
How do ministers pay their taxes?	12
<b><u>PART 3: Step-By-Step Tax Return Preparation</u></b>	<b>14</b>
Tax Forms and Schedules	14
<i>Form 1040</i>	14
Step 1: Filing Status	14
Step 2: Name and Address	14
Step 3: Dependents	14
Step 4: Income	14
Line 1. Wages, salaries, tips, etc.	15
Housing Allowance	16
Housing Expenses to Include in Computing Your Housing Allowance Exclusion	17
How much should a church designate as a housing allowance?	18
Section 403(b) Retirement Plans	19
Contribution Limits	19
Minister's Housing Allowance and Contribution Limits	19
Taxation of Distributions from a 403(b) Plan	20
Salary Reduction Contributions (Section 402(g))	21
Qualified Scholarships	21
Sale or Exchange of Your Principal Residence	22
Lines 2a and 2b. Interest income: attach <i>Schedule B</i> if more than \$1,500	22
Lines 3a and 3b. Dividend income: attach <i>Schedule B</i> if more than \$1,500	22
Lines 4a and 4b. IRA distributions	22
Lines 5a and 5b. Pensions and annuities	22
Lines 6a and 6b. Social Security benefits	23
Line 7. Capital gain (or loss)	23
Line 8. Other income	23
Line 9. Total income	24
Step 5: Adjustments to income	24
Line 10. Adjustments to income	24
Line 11. Adjusted gross income	25
Step 6: Tax Computation	26
Line 12. Itemized deductions or standard deduction	26
Line 13. Qualified business income deduction	26
Line 16. Compute tax	26
Step 7: Credits	26
Lines 19 and 28. Child tax credit	26
Line 20, <i>Schedule 3</i> . Credit for child and dependent care expenses	26
Line 20, <i>Schedule 3</i> . Credit for educational expenses	26
Line 20, <i>Schedule 3</i> . Retirement savings contribution credit	26
Step 8: Other Taxes	27
Line 23. Other taxes	27
Step 9: Payments	27
Line 25. Federal income tax withheld	27

Line 26. Estimated tax payments	28
Line 27. Earned income tax credit	28
Step 10: Refund or Amount You Owe	29
Lines 36 and 38. Refund or amount you owe	29
Step 11: Sign Here	29
Other Forms and Schedules	29
<i>Schedule A</i>	29
Step 1: Medical and Dental Expenses (lines 1–4)	29
Step 2: Taxes You Paid (lines 5–7)	30
Step 3: Interest You Paid (lines 8–10)	30
Step 4: Gifts to Charity (lines 11–14)	31
Step 5: Casualty and Theft Losses (line 15)	32
Note: Job Expenses and Most Other Miscellaneous Deductions	32
<i>Schedule B</i>	33
Step 1: Interest Income (lines 1–4)	33
Step 2: Dividend Income (lines 5–6)	33
Step 3: Foreign Accounts and Foreign Trusts (lines 7–8)	33
<i>Schedule C</i>	33
Step 1: Introduction	33
Step 2: Income (lines 1–7)	34
Step 3: Expenses (lines 8–27)	34
<i>Schedule SE</i>	34
Step 1: Part I (line 2)	34
Step 2: Part I (line 4)	35
Step 3: Part I (line 12)	35
Form 8959, Additional Medicare Tax	35

## **PART 4: Comprehensive Example and Sample Forms** **36**

Example One: Active Minister	36
Form W-2 from Church	40
Form W-2 from College	41
Form 1040	42
Schedule 1	44
Schedule 2	46
Schedule C	48
Schedule SE	50
Form 8995	51
Schedule 8812	52
Schedule 8812 Worksheet (Credit Limit Worksheet A)	54
Tax return attachments	55
Example Two: Retired Minister	56
Form 1099-R from GuideStone	60
Form 1040	61
Schedule 1	63
Schedule 2	65
Schedule C	67
Schedule SE	69
Tax return attachments	70

## **PART 5: Federal Reporting Requirements for Churches** **71**

# PART 1: Introduction

---

All references in this publication to line numbers on IRS forms are for the draft versions of the 2022 forms since the final forms had not been released by the IRS as of the date of publication.

## HOW TO USE THIS GUIDE

This book contains the basic information you need to complete your 2022 federal income tax return. It gives special attention to several forms and schedules and the sections of each form most relevant to ministers. The companion resource which is Part 5 in this guide — *Federal Reporting Requirements for Churches* — helps churches comply with their federal tax reporting requirements.

**This guide is divided into the following sections:**

- **Part 1: Introduction** — This section reviews tax highlights for 2022 and presents several preliminary questions you should consider before preparing your tax return.
- **Part 2: Special Rules for Ministers** — In this section, you learn if you are a minister for tax purposes, whether you are an employee or self-employed for both income tax and Social Security purposes, and how you pay your taxes.
- **Part 3: Step-by-Step Tax Return Preparation** — This section explains how to complete the most common tax forms and schedules for ministers.
- **Part 4: Comprehensive Examples and Sample Forms** — This section shows a sample tax return prepared for an ordained minister and spouse and for a retired minister and spouse.
- **Part 5: Federal Reporting Requirements for Churches** — This resource provides assistance to churches (especially treasurers and bookkeepers) in filing federal tax forms.

## TAX HIGHLIGHTS FOR 2022 The Inflation Reduction Act of 2022 (IRA)

### 1. Improve the affordability of health insurance for consumers

The Inflation Reduction Act extends through the 2025 changes made by the American Rescue Plan Act of 2021.

### 2. Clean vehicle credit

The Inflation Reduction Act modifies the tax credit for plug-in electric vehicles, allowing certain clean vehicles to qualify and eliminating the current per-manufacturer limit. The maximum credit per vehicle is \$7,500. Clean vehicles

include plug-in electric vehicles with a battery capacity of at least 7 kilowatt hours and fuel cell vehicles.

### 3. Residential clean energy credit

The Inflation Reduction Act extends the credit through December 31, 2034, restoring the 30% credit rate through 2032, and then reducing the credit rate to 26% in 2033 and 22% in 2034.

### 4. Deduction for state and local taxes

In the past, an itemized deduction of state and local income, sales, and property taxes was limited to a combined total deduction of \$10,000 (\$5,000 if married filing separately). The expiration date for this provision remains at 2025 under the Inflation Reduction Act, as under prior law. And, as an individual, your deduction of state and local income, sales, and property taxes remains limited to a combined total deduction of \$10,000 (\$5,000 if married filing separately). Efforts to significantly increase this cap during negotiations on the Inflation Reduction Act were unsuccessful.

### 5. IRS funding

The Inflation Reduction Act gives the IRS \$45.6 billion for tax enforcement activities such as hiring more enforcement agents, providing legal support, and investing in “investigative technology.”

- ❖ **KEY POINT:** Supporters argue these funds will reduce the “tax gap,” or the average annual value of unpaid federal taxes. The IRS estimates the tax gap averaged \$381 billion after accounting for enforcement between 2011 and 2013, the most recent years available. Some argue the 19% decline in the IRS’ inflation-adjusted funding between 2010 and 2019 facilitated tax evasion. Funding rose in 2020 and 2021, in large part to help the IRS administer COVID-related benefits. The Congressional Budget Office estimates that the additional enforcement measures funded by this bill would generate \$204 billion in revenues through 2031, although such estimates are highly uncertain.

## Other Tax Changes of Interest to Ministers and Other Church Staff

There were several tax developments in prior years that affect tax reporting by both ministers and churches for 2022 and future years. Here is a rundown of some of the key provisions:

- You may be able to claim the earned income credit (EIC) for 2022 if (1) you do not have a qualifying child and you earned less than \$16,480 (\$22,610 if married filing jointly (MFJ)); (2) a qualifying child lived with you and you earned less than \$43,492 (\$49,622 if MFJ); (3) two qualifying

children lived with you and you earned less than \$49,399 (\$55,529 if MFJ); or (4) three or more qualifying children lived with you and you earned less than \$53,057 (\$59,187 if MFJ). The maximum EIC for 2022 is (1) \$560 with no qualifying child; (2) \$3,733 with one qualifying child; (3) \$6,164 with two qualifying children; and (4) \$6,935 with three or more qualifying children.

- For contributions in 2022 to a Traditional Individual Retirement Account (IRA), the deduction phaseout range for an individual covered by a retirement plan at work begins at an income of \$109,000 for joint filers and \$68,000 for a single person or head of household. These are 2022 amounts that increase to \$116,000 for joint filers and \$73,000 for a single person or head of household for 2023.
- The dollar limit on annual elective deferrals an individual could make to a 403(b) retirement plan was \$20,500 for 2022. It increases to \$22,500 for 2023.
- The catch-up contribution limit on elective deferrals to a 403(b) retirement plan for individuals who had attained age 50 by the end of the year was \$6,500 for 2022. For 2023, the limit increases to \$7,500.
- The IRS has announced that it will not issue private letter rulings addressing the following questions: (1) Whether an individual is a minister of the gospel for federal tax purposes; (2) eligibility for a parsonage exclusion or housing allowance; (3) eligibility for exemption from self-employment taxes (SECA); (4) self-employed status for Social Security; or (5) exemption of wages from income tax withholding; and (6) whether amounts distributed to a retired minister from a pension or annuity plan are excludible from the minister's gross income as a parsonage allowance.
- The standard business mileage rate was 58.5 cents per mile for business miles driven during the first half of 2022, and 62.5 cents per mile for business miles driven during the second half of 2022. The mileage rate for 2023 is 65.5 cents per mile.
- Many churches employ retired persons who are receiving Social Security benefits. Persons younger than full retirement age may have their Social Security retirement benefits cut if they earn more than a specified amount. Full retirement age (the age at which you are entitled to full retirement benefits) for persons born in 1943–1954 is 66 years. If you are under full retirement age for the entire year, \$1 is deducted from your benefit payments for every \$2 you earn above the annual limit. For 2023, that limit is \$21,240. In the year you reach full retirement age, your monthly benefit payments are reduced by \$1 for every

\$3 you earn above a different limit. For 2023, that limit is \$56,520 (\$4,710 per month) but only earnings before the month you reach full retirement age are counted.

- Will Congress give ministers another opportunity to revoke an exemption from Social Security? It does not look likely, at least for now. No legislation is pending that would provide ministers with this option.
- In March 2019, a three-judge panel of a federal appeals court (the Seventh Circuit Court of Appeals) unanimously affirmed the constitutionality of the ministers' housing allowance. *Gaylor v. Mnuchin*, 919 F.3d 420 (7th Cir. 2019). No further legal challenges to the housing allowance occurred in 2022.

## PRELIMINARY QUESTIONS

Below are several questions you should consider before preparing your 2022 federal tax return.

### Q. Must ministers pay federal income taxes?

A. Yes. Ministers are not exempt from paying federal income taxes.

### Q. How much income must I earn to be required to file a tax return?

A. Generally, ministers are required to file a federal income tax return if they have earnings of \$400 or more to report their SECA. Different rules apply to ministers who are exempt from SECA.

### Q. What records should I keep?

A. You should keep all receipts, canceled checks, and other evidence to prove amounts you claim as deductions, exclusions, or credits. Documentation should be maintained for six years from the time you file your tax return.

### Q. What is the deadline for filing my federal income tax return?

A. The instructions for *Form 1040* state that the deadline for filing *Form 1040* for the 2022 tax year is April 18, 2023 (April 19, 2023, if you live in Maine or Massachusetts because of the Patriots' Day holiday).

Your return is filed on time if it is properly addressed and postmarked no later than the due date or submitted electronically by midnight on the filing due date. The return must have sufficient postage to be considered timely mailed.

**TIP:** Many post offices will have extended hours of operation on April 18, 2023, to accommodate late filers.

**Q. What if I am unable to file my tax return by the deadline?**

A. You can obtain an automatic six-month extension (from April 18 to October 16, 2023) to file your 2022 *Form 1040* if you file *Form 4868* by April 18, 2023, with the IRS service center for your area. Your *Form 1040* can be filed at any time during the six-month extension period. An extension relieves you from only the obligation to **file your return; it is not an extension of the obligation to pay your taxes.** You must make an estimate of your tax for 2022 and pay the estimated tax either with your *Form 4868* or through one of the electronic payment methods.

**Q. Should I prepare my own tax return?**

A. The answer depends on your ability and experience in working with financial information and in preparing tax returns. Keep in mind: Ministers' taxes present a number of unique rules, but these rules are not complex. Many ministers will be able to prepare their own tax returns if they understand the unique rules that apply. These rules are summarized in this document. Easily accessible tax software will also accommodate the unique rules applicable to ministers, but it does not relieve a minister from understanding the rules in order to accurately utilize the software. On the other hand, if you experienced unusual events in 2022, such as the sale or purchase of a home or the sale of other capital assets, it may be prudent to obtain professional tax assistance. The IRS provides a service called Taxpayer Assistance, but it is not liable in any way if its agents provide you with incorrect answers to your questions. Free taxpayer publications are available from the IRS, and many of these are helpful to ministers.

**RECOMMENDATION:** If you need professional assistance, here are some tips that may help you find a competent tax professional:

- Ask other ministers in your community for their recommendations.
- If possible, use a CPA or an enrolled agent (EA) who specializes in tax law and who is familiar with the rules that apply to ministers. A CPA has completed a rigorous educational program, and both CPAs and EAs have passed exams. Both must keep up continuing education and are subject to strict ethical requirements. However, the tax law is complex, and so it should not be assumed that all CPAs or EAs are familiar with the unique rules applicable to ministers.

- Ask local tax professionals if they work with ministers and, if so, with how many.
- Ask local tax professionals a few questions to test their familiarity with ministers' tax issues. For example, ask whether ministers are employees or self-employed for Social Security. Anyone familiar with ministers' taxes will know that ministers are self-employed for Social Security with respect to their ministerial duties. Or ask a tax professional if a minister's church salary is subject to income tax withholding. The answer is no, and anyone familiar with ministers' taxes should be able to answer this question.





# PART 2: SPECIAL RULES FOR MINISTERS

---

## WHO IS A MINISTER FOR FEDERAL TAX PURPOSES?

❖ **KEY POINT:** The IRS has its own criteria for determining who is a Minister for Tax Purposes. The criteria the IRS uses to determine who is a minister are not necessarily the same as those used by churches and denominations. Whether or not one qualifies as a Minister for Tax Purposes is an important question since special tax and reporting rules apply to ministers under federal tax law. These rules include:

- Eligibility for housing allowances and the parsonage exclusion
- Self-employed status for Social Security
- Exemption of wages from income tax withholding (ministers use the quarterly estimated tax procedure to prepay their taxes, unless they elect voluntary withholding)
- Eligibility, under very limited circumstances, to exempt themselves from SECA

These special rules apply only to persons qualifying as a minister and with respect to compensation received in the exercise of ministerial services.

❖ **EXAMPLE:** Pastor J is an ordained minister employed by a church. In addition, he works a second job for a secular employer. Assume that Pastor J qualifies as a minister for federal tax purposes. Since his church duties constitute services performed in the exercise of his ministry, the church can designate a portion of his compensation as a housing allowance. However, the secular employer cannot designate any portion of Pastor J's compensation as a housing allowance since this work would not be the exercise of ministry.

According to the IRS, ministers are individuals who are duly ordained, commissioned, or licensed by a religious body constituting a church or church denomination. They are given the authority to conduct religious worship, perform sacerdotal functions, and administer ordinances or sacraments according to the tenets and practices of that church or denomination. If a church or denomination ordains some ministers and licenses or commissions others, anyone licensed or commissioned must be able to perform substantially all the religious functions of an ordained minister to be treated as a Minister for Tax Purposes. See IRS *Publication 517*.

## ARE MINISTERS EMPLOYEES OR SELF-EMPLOYED FOR FEDERAL TAX PURPOSES?

❖ **KEY POINT:** Most ministers are employees for federal income tax purposes under the tests currently used by the IRS and the courts and should receive a *Form W-2* from their church reporting their taxable income. However, ministers are self-employed for Social Security with respect to services they perform in the exercise of their ministry (except for some chaplains).

Ministers have a **dual** tax status. For federal income taxes, they ordinarily are employees, but for Social Security, they are self-employed with regard to services performed in the exercise of their ministry. These two rules are summarized below:

### 1. Income taxes

For federal income tax reporting, most ministers are employees under the tests currently used by the IRS. This means that they should receive a **Form W-2** from their church at the end of each year (rather than a *Form 1099-NEC*). Formerly, it meant that they reported their employee business expenses on *Schedule A* rather than on *Schedule C*. (The deduction for employee business expenses as a Miscellaneous Itemized Deduction on *Schedule A* is suspended through 2025, so employee business expenses are not deductible at this time.)

A few ministers are self-employed, such as some traveling evangelists and some interim pastors. Also, many ministers who are employees of a local church are self-employed for other purposes. For example, the minister of a local church almost always will be an employee but will be self-employed with regard to guest speaking appearances in other churches and services performed directly for individual members (such as weddings and funerals).

❖ **EXAMPLE:** Pastor B is a minister at First Baptist Church. He is an employee for federal income tax reporting purposes with respect to his church salary. However, he is self-employed with respect to honoraria he receives for speaking in other churches and for compensation church members give him for performing personal services such as weddings and funerals. The church issues Pastor B a *Form W-2* reporting his church salary. Pastor B reports this amount as wages on line 1 of *Form 1040*. He reports his compensation and expenses from the outside self-employment activities on *Schedule C*.

✦ **KEY POINT:** Most ministers will be better off financially being treated as employees since the value of some fringe benefits will be tax-free, the risk of an IRS audit is substantially lower, and reporting as an employee avoids the additional taxes and penalties that often apply to self-employed ministers who are audited by the IRS and reclassified as employees.

✦ **KEY POINT:** Ministers and other church staff members should carefully review their *Form W-2* to be sure it does not report more income than was actually received or fails to report taxable benefits provided by the church. If an error was made, the church should issue a corrected tax form (*Form W-2c*). If the church refuses to correct the income reported on the original *Form W-2*, the minister should still include the additional income on the *Form 1040*.

**The Tax Court Test.** The United States Tax Court has created a seven-factor test for determining whether a minister is an employee or self-employed for federal income tax reporting purposes. The test requires consideration of the following seven factors: (1) the degree of control exercised by the employer over the details of the work; (2) which party invests in the facilities used in the work; (3) the opportunity of the individual for profit or loss; (4) whether or not the employer has the right to discharge the individual; (5) whether the work is part of the employer's regular business; (6) the permanency of the relationship; and (7) the relationship the parties believe they are creating. Most ministers will be employees under this test.

## 2. Social Security

The federal tax code treats ministers as self-employed for Social Security with respect to services performed in the exercise of their ministry – even if they report their income taxes as an employee. This means that ministers must pay SECA (Social Security taxes for the self-employed) unless they have timely filed an exemption application (*Form 4361*) that has been approved by the IRS. As noted below, few ministers qualify for this exemption.

✦ **KEY POINT:** While most ministers are employees for federal income tax reporting purposes, they are self-employed for Social Security with respect to services they perform in the exercise of their ministry. This means that ministers are not subject to the employee's share of Social Security and Medicare taxes (FICA), even though they report their income taxes as employees and receive a *Form W-2* from their church. A minister's *Form W-2* should not report any amounts in Boxes 3, 4, 5, and 6. Rather, they pay SECA by completing *Schedule SE* with their *Form 1040*.

## EXEMPTION FROM SELF-EMPLOYMENT (SOCIAL SECURITY) TAXES (OR SECA)

If ministers meet several requirements, they may exempt themselves from SECA with respect to their ministerial earnings. Among other things, the exemption application (*Form 4361*) must be submitted to the IRS within a limited time period. The deadline is the due date of the federal tax return for the second year in which a minister has net earnings from self-employment of \$400 or more, any part of which comes from ministerial services. Further, the exemption is available only to ministers who are opposed on the basis of religious considerations to the acceptance of benefits under the Social Security program (or any other public insurance system that provides retirement or medical benefits). A minister who files the exemption application may still purchase life insurance or participate in retirement programs administered by nongovernmental institutions (such as a life insurance company). Additionally, the exemption does not require ministers to revoke all rights to Social Security benefits earned through his participation in the system through secular employment.

A minister's opposition must be to accepting benefits under Social Security (or any other public insurance program) which are related to services performed as a minister. Economic, or any other non-religious considerations, are not a valid basis for the exemption, nor is opposition to paying SECA.

The exemption is effective only when it is approved by the IRS. Few ministers qualify for the exemption. Many younger ministers opt out of SECA without realizing that they do not qualify for the exemption. A decision to opt out of SECA is irrevocable. But section 4.19.6.4.11.3 (02-13-2020) of the *IRS Internal Revenue Manual* explicitly recognizes that under some conditions ministers who have exempted themselves from SECA solely for economic reasons can revoke their exemption. The IRS does have the authority to revoke a minister's decision to opt out of SECA, if it is determined the decision is based on economic reasons rather than theological reasons. Check with a tax attorney, CPA, or EA for additional information.

An exemption from SECA applies only to compensation for ministerial services. Ministers who have exempted themselves from SECA must pay Social Security taxes on any non-ministerial compensation they receive. And they remain eligible for Social Security benefits based on their non-ministerial employment, assuming that they have worked enough quarters. Generally, 40 quarters are required. Ministers who exempt themselves from SECA may qualify for Social Security benefits (including retirement and Medicare)

on the basis of their spouse's coverage, if the spouse had enough credits.

★ **KEY POINT:** The amount of earnings required for a quarter of coverage in 2023 is \$1,640. A quarter of coverage is the basic unit for determining whether a worker is insured under the Social Security program.

★ **KEY POINT:** Ministers who work after they retire must continue to pay SECA on their ministerial income and wages (unless they exempted themselves from SECA as a minister, and they are employed in a ministerial capacity). However, amounts received from retirement plans related to ministerial services are not subject to SECA.

## HOW DO MINISTERS PAY THEIR TAXES?

★ **KEY POINT:** Ministers must prepay their income taxes and SECA using the estimated tax procedure unless they have entered into a voluntary withholding arrangement with their church with respect to federal income tax.

As noted above, ministers' wages are exempt from federal income tax withholding. This means that a church may not withhold income taxes from a minister's paycheck without specific written permission. And, since ministers are self-employed for Social Security with respect to their ministerial services, a church does not withhold the employee's share of FICA from a minister's wages. Ministers must prepay their income taxes and SECA using the estimated tax procedure unless they enter into a voluntary withholding arrangement with their church. Estimated taxes must be paid in quarterly installments. If your estimated tax paid for the current year is less than your actual tax, you may have to pay an underpayment penalty. You can amend your estimated tax payments during the year if your circumstances change. For example, if your income or deductions increase unexpectedly, you should refigure your estimated tax liability for the year and amend your remaining quarterly payments accordingly.

You will need to make estimated tax payments for 2023 if (1) you expect to owe at least \$1,000 in tax for 2023 after subtracting your withholding and refundable credits, and (2) you expect your withholding and refundable credits to be less than the smaller of (i) 90% of the tax to be shown on your 2023 tax return, or (ii) 100% of the tax shown on your 2022 tax return (110% if adjusted gross income (AGI) exceeds \$150,000, or if married filing separately, more than \$75,000). Your 2022 tax return must cover all 12 months.

The four-step procedure for reporting and paying estimated taxes for 2023 is summarized below.

### Step 1:

Compute your estimated tax for 2023 using the *Form 1040-ES* worksheet. Ministers' quarterly estimated tax payments should take into account both income taxes and SECA. A refund associated with an overpayment of your taxes for 2022 may be applied to your estimated tax payments due for 2023.

### Step 2:

For estimated tax purposes, the year is divided into four payment periods. Each period has a specific payment due date. If you don't pay enough tax by the due date of each of the payment periods, you may be charged a penalty even if you are due a refund when you file your income tax return. Pay one-fourth of your total estimated taxes for 2023 in each of four quarterly installments as follows.

For the period	Due date
January 1–March 31	April 18, 2023
April 1–May 31	June 15, 2023
June 1–August 31	September 15, 2023
September 1–December 31	January 17, 2024

### Step 3:

There are several ways to make your quarterly payment, including:

**IRS Direct Pay.** For online transfers directly from your checking or savings account at no cost to you, go to [IRS.gov/Payments](https://www.irs.gov/Payments).

**Pay by Card.** To pay by debit or credit card, go to [IRS.gov/Payments](https://www.irs.gov/Payments). A convenience fee is charged by these service providers.

**Electronic Fund Withdrawal (EFW).** EFW is an integrated e-file/e-pay option offered when filing your federal taxes electronically using tax preparation software, through a tax professional or the IRS at [IRS.gov/Payments](https://www.irs.gov/Payments).

**EFTPS.** Enroll in the Electronic Federal Tax Payment System® (EFTPS) at [EFTPS.gov](https://www.eftps.gov) and establish an online account to be used to submit payments. If enrolled in the EFTPS system, all four payments may be prescheduled for automatic payment at the scheduled dates.

**Pay by check using an estimated tax payment voucher.** If you choose this method, note that there is a separate estimated tax payment voucher for each quarterly due date. The due date is shown in the upper right corner. Complete and send in the voucher only if you are making a payment by check or money order. If you and your spouse plan to file separate returns, file separate vouchers instead of a joint

voucher. If you paid estimated taxes last year, you should receive a copy of your 2023 *Form 1040-ES* in the mail with payment vouchers preprinted with your name, address, and Social Security number (SSN). These payments should be mailed to the IRS-certified return receipt to provide proof of timely filing.

▲ **WARNING:** If your 2022 tax return is not completed by April 18, 2023, you must go ahead and begin making your estimated tax payments to avoid potential underpayment penalties. A tax refund on your 2022 tax return can be used to adjust any estimated tax payment not made at the time of the filing of the return. Do not wait until your 2022 return is completed to determine and pay your 2023 estimated tax payments.

#### Step 4:

After the close of 2023, compute your actual tax liability on *Form 1040*. Only then will you know your actual income, deductions, exclusions, and credits. If you overpaid your estimated taxes (that is, actual taxes computed on *Form 1040* are less than all of your estimated tax payments plus any withholding), you can elect to have the overpayment credited against your first 2024 quarterly estimated tax payment or spread it out in any way you choose among any or all of your next four quarterly installments. Alternatively, you can request a refund of the overpayment. If you underpaid your estimated taxes (that is, your actual tax liability exceeds the total of your estimated tax payments plus any withholding), you may have to pay a penalty.

✪ **KEY POINT:** Ministers who report their income taxes as employees can request that their employing church **voluntarily** withhold income taxes from their wages. Simply furnish the church with a completed *Form W-4 (Employee's Withholding Allowance Certificate)* or other written authorization. Since ministers are not employees for Social Security with respect to ministerial compensation, the church may not withhold the employee's share of FICA. However, ministers can request on *Form W-4* (line 4c) that an additional amount of income tax be withheld to cover their estimated SECA liability for the year. The excess income tax withheld is a credit that is applied against the minister's SECA liability. Many churches unintentionally withhold FICA in addition to income taxes for a minister who requests voluntary withholding. Such withholding must be reported as income tax withheld. Withholding income tax is a preferential method of paying taxes, since it is considered to have been equally paid throughout the year, no matter the date it is actually withheld. This means

withholding can be adjusted later in the year, and it is treated as if it was paid evenly throughout the year, thus avoiding potential underpayment penalties.

# PART 3: STEP-BY-STEP TAX RETURN PREPARATION

## TAX FORMS AND SCHEDULES

This step-by-step analysis covers these forms and schedules:

**Form 1040** is the basic document you will use. It summarizes all your tax information. Details are reported on supplementary schedules and forms.

**Schedule A** is for itemized deductions for medical and dental expenses, taxes, interest, certain disaster-related casualty losses and charitable contributions.

**Schedule B** is for reporting dividend and interest income.

**Schedule C** is for reporting your income and expenses from business activities you conduct other than in your capacity as an employee. Examples would be fees received for guest speaking appearances in other churches or fees received directly from members for performing personal services, such as weddings and funerals.

**Schedule SE** is for reporting Social Security taxes due on your self-employment income. Ministers use this schedule since they are deemed self-employed for Social Security with respect to ministerial services (unless they have obtained an approved *Form 4361* from the IRS).

These forms and schedules, along with others, are included in the illustrated example in Part 4 of this guide. These forms and schedules are the ones most commonly used by ministers. **You can obtain them by calling the IRS toll-free forms hotline at 1-800-TAX-FORM (800-829-3676). They also are available at [IRS.gov](https://www.irs.gov).**

## FORM 1040

**SPECIAL NOTE:** The U.S. Treasury is seeking various new laws and reporting requirements related to digital assets such as cryptocurrencies. As a part of this effort, every taxpayer is required to answer a question on page 1 of the Form 1040 regarding transactions involving digital assets. A “yes” response is required if a taxpayer has received payment for property or services utilizing a digital asset or disposed of digital assets in any manner.

### Step 1: Filing Status

Select the appropriate filing status from the five options listed in this section of the *Form 1040*.

### Step 2: Name and Address

Print or type the information in the spaces provided. If you are married filing a separate return, enter your spouse’s name in the space provided in the “Filing Status” section at the top of

the *Form 1040*. If you filed a joint return for 2021 and you are filing a joint return for 2022 with the same spouse, be sure to enter your names and SSNs in the same order as on your 2021 return.

If you plan to move after filing your return, use *Form 8822* to notify the IRS of your new address.

If you (or your spouse) changed your name because of marriage, divorce, etc., be sure to report the change to the Social Security Administration (SSA) before filing your return. This prevents delays in processing your return and issuing refunds. It also safeguards your future Social Security benefits. If a name change with the SSA has not been completed, the name on file with the SSA must be used in filing your tax return.

Enter your P.O. Box number only if your Post Office™ does not deliver mail to your home.

For taxpayers with foreign mailing addresses, spaces have been added to include the name of the foreign country/province/state and a foreign postal code.

If you want \$3 to go to the presidential election campaign fund, check the box labeled “you”. If you are filing a joint return, your spouse can also have \$3 go to the fund (check “spouse”). If you check a box, your tax or refund will not change.

## Step 3: Dependents

In the past, taxpayers were allowed a deduction for personal exemptions. An exemption is a dollar amount that can be deducted from an individual’s total income, thereby reducing taxable income. This deduction was suspended by Congress for tax years 2018 through 2025. Although the exemption amount is zero, the ability to claim a dependent may make taxpayers eligible for other tax benefits, including the child tax credit, educational credits, medical expenses, the childcare credit and earned income credit (EIC), to name a few.

## Step 4: Income

Several items of income are reported on lines 1 through 8 of *Form 1040* including amounts carried over from *Schedule 1*, lines 1-10. The most important of these (for ministers) are discussed below.

❖ **KEY POINT:** Some items, such as the housing allowance, are not reported as income. They are called exclusions and are explained below.

## Line 1. Wages, salaries, tips, etc.

As an employee, you should receive a *Form W-2* from your church reporting your wages at the end of each year. Report this amount on line 1a.

**Determining church wages or salary.** Besides a salary, ministers' wages reported on *Form W-2* may include several other items, including the following:

- Bonuses
- The cost of sending a minister to the Holy Land (if paid by a church)
- Most Christmas and special occasion offerings
- Retirement gifts paid by a church
- The portion of a minister's SECA paid by a church
- Personal use of a church-owned vehicle
- Purchases of church property for less than fair market value
- Business expense reimbursements under a non-accountable plan
- Imputed cost of group term life insurance coverage exceeding \$50,000
- Church reimbursements of a spouse's travel expenses incurred while accompanying a minister on a business trip (unless the spouse's presence serves a legitimate business purpose and the spouse's expenses are reimbursed under an accountable arrangement)
- Discretionary funds established by a church for a minister to spend on current needs — if the minister is allowed to distribute funds for his personal benefit or does not have to account for the funds in an arrangement similar to an accountable expense reimbursement plan
- Imputed interest from below-market interest loans of at least \$10,000 made by a church to a minister (some exceptions apply)
- Cancellation of a minister's debt to a church
- Severance pay
- Payment of a minister's personal expenses by the church
- "Love gifts" or other special occasion gifts

⚠ **KEY POINT:** The IRS can assess intermediate sanctions in the form of substantial excise taxes (i.e., monetary penalties) against ministers who benefit from an excess benefit transaction. Sanctions apply only to a minister who is a "disqualified person" (meaning an officer, director, or

other control party as well as relatives of such persons). In some cases, the IRS can assess additional penalties against members of a church board that approved an excess benefit transaction. Excess benefit transactions may occur if a church pays a minister an excessive salary, makes a large retirement or other special occasion gift to a minister, gives church property (such as a parsonage) to the minister, loans money to the minister, or sells church property to the minister at an unreasonably low price. Sanctions may be avoided if a transaction or an item of compensation is approved by an independent board on the basis of outside comparable data such as independent compensation surveys or fair market evaluations, and the basis for the board's decision is documented.

⚠ **KEY POINT:** The IRS has ruled that disqualified persons receive automatic excess benefits resulting in intermediate sanctions, regardless of amount, if they use church assets (e.g., vehicles, homes, credit cards, computers, etc.) for personal purposes, or receive nonaccountable expense reimbursements (not supported by adequate documentation of business purpose), unless such benefits are reported as taxable income by the church on the disqualified person's *Form W-2*, or by the disqualified person on his *Form 1040* for the year in which the benefits are provided. The concept of automatic excess benefits directly affects the compensation practices of most churches and exposes some ministers and church board members to intermediate sanctions.

If some of these items were not reported on your *Form W-2*, they still must be reported as income. Your church should issue a corrected *Form W-2* (*Form W-2c*) for the year in which one or more items of taxable income were not reported on your *Form W-2*. If you receive a *Form W-2c* and have filed an income tax return for the year shown, you may have to file an amended return. Compare amounts on *Form W-2c* with those reported on your income tax return. If the corrected amounts change your U.S. income tax, file *Form 1040X*, *Amended U.S. Individual Income Tax Return*, with *Copy B* of *Form W-2c* to amend the return you previously filed. Even if the church does not issue *Form W-2c*, the additional items of income should be included on the original or an amended *Form 1040*. You, the taxpayer, have the ultimate responsibility to report all taxable income even if your church does not properly report the income.

In addition to what is reported on *Form W-2* (or *Form W-2c*), line 1 will also report the amount of excess housing allowance (the amount by which the housing allowance exceeds the lesser of the minister's housing expenses or the fair rental value of the minister's home, furnished, plus utilities).

**Items not reported on line 1.** Some kinds of income are not taxable. These items are called **exclusions**. Most exclusions apply in computing both income taxes and SECA. The housing allowance is an example of an exclusion that applies only to income taxes and not to SECA. Some of the more common exclusions for ministers include:

**Gifts.** Gifts, as defined by the Internal Revenue Code and the courts, are excludable from taxable income so long as they are not compensation for services. However, employers are not permitted to give tax-free gifts to employees. Likewise, the IRS and the courts have ruled that gifts ministers receive directly from members of their congregations may not always be excluded as gifts from taxable income. Before excluding gifts from taxable income, the minister should consult with a tax professional.

**Life insurance and inheritances.** Life insurance proceeds and inheritances are excludable from taxable income. Income earned before distributions of proceeds is generally taxable as income.

**Employer-paid group life insurance.** Employees may exclude the cost of employer-provided group term life insurance so long as the amount of coverage does not exceed \$50,000. (This exclusion does not apply to individual life insurance policies provided outside of a “group” arrangement.)

**Tuition reductions.** School employees may exclude from their taxable income a qualified tuition reduction provided by their employer. A qualified tuition reduction is a reduction in tuition charged to employees or their spouses or dependent children by an employer that is an educational institution.

**Lodging.** The value of lodging furnished to a minister, (i.e., a parsonage) is excluded from income. This exclusion is not available in the computation of SECA. The value of lodging furnished to a non-minister employee on an employer’s premises and for the employer’s convenience may be excludable from taxable income if the employee is required to accept the lodging as a condition of employment.

**Educational assistance.** Amounts paid by an employer for an employee’s tuition, fees, and books may be excludable from the employee’s taxable income if the church has adopted a written educational assistance plan. The exclusion may not exceed \$5,250 per year.

**Employer-provided childcare.** Churches may provide childcare to employees through free or reduced fees at a church’s childcare facility or may reimburse employees for out-of-pocket costs for dependent care if the church has adopted a dependent care plan. The exclusion may not exceed \$5,000 per year. The amount of employer-provided

childcare must be considered in calculating the child and dependent care credit available on an employee’s *Form 1040*. The total benefits provided through the plan are reported on the employee’s *Form W-2* in Box 10.

✪ **KEY POINT:** Some exclusions are available only to taxpayers who report their income taxes as employees and not as self-employed persons. Many, however, apply to both employees and self-employed persons.

There are **four other exclusions** that are explained below – housing allowance, tax-sheltered annuities (TSAs), qualified scholarships, and sale of a home.

## 1. HOUSING ALLOWANCE

✪ **KEY POINT:** The housing allowance was challenged in federal court as an unconstitutional preference for religion. In 2019, a federal appeals court rejected the challenge and affirmed the constitutionality of the housing allowance.

The most important tax benefit available to ministers who own or rent their homes is the housing allowance exclusion. Ministers who own or rent their home do not pay federal income taxes on the amount of their compensation that their employing church designates in advance as a housing allowance, to the extent that (1) the allowance represents compensation for ministerial services, (2) it is used to pay housing expenses (see below), and (3) it does not exceed the fair rental value of the home (furnished, plus utilities).

A church cannot designate a housing allowance retroactively. Some churches fail to designate housing allowances prospectively and thereby deprive ministers of an important tax benefit.

Ministers who live in a church-owned parsonage do not pay federal income taxes on the fair rental value of the parsonage.

💰 **TAX SAVINGS TIP:** Ministers who live in a church parsonage and incur any out-of-pocket expenses in maintaining the parsonage (such as utilities, property taxes, insurance, furnishings, or lawn care) should be sure that their employing church designates in advance a portion of their annual church compensation as a parsonage allowance. The amount so designated is not reported as wages on the minister’s *Form W-2* at the end of the year (if the allowance exceeds the actual expenses, the difference must be reported as income by the minister). This is an important tax benefit for ministers living in a church-provided parsonage. Unfortunately, many of these ministers are not aware of this benefit or are not taking advantage of it.



**§ TAX SAVINGS TIP:** Ministers who own their homes lose the largest component of their housing allowance exclusion when they pay off their home mortgage loan. Many ministers in this position have obtained home equity loans, or a conventional loan secured by a mortgage on their otherwise debt-free home and have claimed their payments under these kinds of loans as a housing expense in computing their housing allowance exclusion. The Tax Court has ruled that this is permissible only if the loan proceeds were spent on housing-related expenses.

**§ TAX SAVINGS TIP:** Ministers should be sure that the designation of a housing or parsonage allowance for the next year is on the agenda of the church membership (or church board) for one of its final meetings during the current year. The designation should be an official action, and it should be duly recorded in the minutes of the meeting. The IRS also recognizes designations included in employment contracts and budget line items – assuming in each case that the designation was appropriately adopted in advance by the church.

The rental value of a parsonage and a housing allowance are exclusions only for federal income tax reporting purposes. Ministers cannot exclude a housing allowance or the fair rental value of a parsonage when computing SECA **unless they are retired**. The tax code specifies that SECA does **not** apply to “the rental value of any parsonage or any parsonage allowance provided after the [minister] retires.”

States vary in the tax treatment of the housing allowance under state law so ministers should check their state income tax rules to determine eligibility for a housing allowance or parsonage exclusion

The housing allowance is available to ministers whether they report their income taxes as employees or as self-employed (whether the church issues them a *Form W-2* or a *Form 1099-NEC*).

## Housing Expenses to Include in Computing Your Housing Allowance Exclusion

Ministers who own or rent their home should take the following expenses into account in computing their housing allowance exclusion:

- Down payment on a home (It is often difficult to exclude the full amount of a down payment for a new home since a housing allowance is non-taxable only to the extent that it does not exceed the lesser of the housing allowance designated by the church, actual housing expenses, or the fair rental value of a minister’s home, furnished, plus utilities.)

- Mortgage payments on a loan to purchase or improve your home (include both interest and principal)
- Rent
- Real estate taxes
- Property insurance
- Utilities (electricity, gas, water, trash pickup, land-line telephone charges, etc.)
- Furnishings and appliances (purchase and repair)
- Structural repairs and remodeling
- Yard maintenance and improvements
- Maintenance items (pest control, etc.)
- Homeowners association dues
- ❖ **KEY POINT:** In 2007, the Tax Court characterized internet expenses as utility expenses. This suggests that a housing allowance may be used to pay for internet expenses (e.g., internet access, cable television). Neither the IRS nor the Tax Court has addressed this issue directly, so be sure to check with a tax professional about the application of a housing allowance to these expenses.

### Please note the following:

- A housing allowance must be designated in advance. Retroactive designations of housing allowances are not effective.
- The housing allowance designated by the church is not necessarily non-taxable. It is non-taxable (for income taxes) only to the extent that it is used to pay for housing expenses, and, for ministers who own or rent their home, does not exceed the fair rental value of their home (as furnished, plus utilities).
- A housing allowance can be amended during the year if a minister’s housing expenses are more than expected. However, an amendment is only effective prospectively. Ministers should notify their church if their actual housing expenses are significantly more than the housing allowance designated by the church. But note that it serves no purpose to designate a housing allowance greater than the fair rental value of a minister’s home (furnished, plus utilities).
- If the housing allowance designated by the church exceeds housing expenses or the fair rental value of a minister’s home, the excess housing allowance should be reported on line 1a of *Form 1040*.
- The housing allowance exclusion is an exclusion for federal income taxes only. Ministers must add the housing

allowance as income in reporting SECA on *Schedule SE* (unless they are exempt from SECA).

- The fair rental value of a church-owned home provided to a minister as compensation for ministerial services is not subject to federal income tax.

🔍 **EXAMPLE:** A church designated \$25,000 of Pastor D's 2022 compensation as a housing allowance. Pastor D's housing expenses for 2022 were utilities of \$4,000, mortgage payments of \$18,000, property taxes of \$4,000, insurance payments of \$1,000, repairs of \$1,000, and furnishings of \$1,000. The fair rental value of the home (including furnishings) is \$19,000. Pastor D's housing allowance is non-taxable in computing income taxes only to the extent that it is used to pay housing expenses and does not exceed the fair rental value of his home (furnished, plus utilities). Stated differently, the non-taxable portion of a housing allowance is the least of the following three amounts: (1) the housing allowance designated by the church; (2) actual housing expenses; or (3) the fair rental value of the home (furnished, plus utilities). In this case, the lowest of these three amounts is the fair rental value of the home, furnished, plus utilities (\$23,000), and so this represents the non-taxable portion of Pastor D's housing allowance. Pastor D must report the difference between this amount and the housing allowance designated by his church (\$2,000) as additional income on line 1a of *Form 1040*.

🔍 **EXAMPLE:** Same facts as the previous example, except the church designated \$12,000 of Pastor D's salary as a housing allowance. The lowest of the three amounts, in this case, would be \$12,000 (the church-designated housing allowance) and so this represents the non-taxable amount. Note that Pastor D's actual housing expenses were more than the allowance, and so he was penalized because of the low allowance designated by his church.

🔍 **EXAMPLE:** Pastor Y owns a home and incurred housing expenses of \$12,000 in 2022. These expenses include mortgage principal and interest, property taxes, utilities, insurance, and repairs. The church designated (in advance) \$12,000 of Pastor Y's 2022 compensation as a housing allowance. Pastor Y is able to itemize expenses on *Schedule A (Form 1040)*. He is able to claim itemized deductions on *Schedule A* for both his mortgage interest and his property taxes (up to \$10,000), even though his taxable income was already reduced by these items because of their inclusion in the housing allowance. This is often referred to as the "double deduction." In fact, it represents an exclusion and a deduction.

🔍 **EXAMPLE:** In preparing his income tax return for 2022, Pastor H discovers that his church failed to designate a housing allowance for him for 2022. He asks his church to pass a resolution retroactively granting the allowance for 2022. Such a resolution is ineffective, and Pastor H will not be eligible for any housing allowance exclusion in 2022.

🔍 **KEY POINT:** Federal law makes it a crime to knowingly falsify any document with the intent to influence "the investigation or proper administration of any matter within the jurisdiction of any department or agency of the United States . . . or in relation to or contemplation of any such matter or case," and this provision contains no exemption for churches or pastors. It is possible that a pastor's backdating of a board resolution to qualify for a housing allowance for the entire year is fraud and violates federal law exposing the pastor to a fine or imprisonment. Even if the pastor's action does not violate federal law under this provision, it may result in civil or criminal penalties under the tax code.

💰 **TAX SAVINGS TIP:** Ministers should be sure that the designation of a housing or parsonage allowance for the next year is on the agenda of the church board, membership, or appropriate committee for one of its final meetings during the current year. The designation should be an official action, and it should be duly recorded in the minutes of the meeting. The IRS also recognizes designations included in employment contracts and budget line items — assuming in each case that the designation was duly adopted in advance by the church.

## How much should a church designate as a housing allowance?

🔍 **KEY POINT:** The housing allowance is available only if three conditions are met: (1) the recipient is a minister for tax purposes (as defined above), (2) the allowance is compensation for services performed in the exercise of ministry, and (3) the allowance is properly designated by the church.

The IRS has stated that there are no limitations on how much of a minister's compensation can be designated by his employing church as a housing allowance. However, as noted above, this means little, since the non-taxable portion of a church-designated housing allowance for ministers who own or rent their home cannot exceed the lesser of (1) actual housing expenses, or (2) the fair rental value of the home (furnished, plus utilities).

Many churches base the housing allowance on their minister's estimate of actual housing expenses for the new year. The church provides the minister with a form on

which anticipated housing expenses for the new year are reported. For ministers who own their homes, the form asks for projected expenses in the following categories: down payment, mortgage payments, property taxes, property insurance, utilities, furnishings and appliances, repairs and improvements, maintenance, and miscellaneous. Many churches designate an allowance in excess of the anticipated expenses itemized by the minister. Basing the allowance solely on a minister's anticipated expenses penalizes the minister if actual housing expenses turn out to be higher than expected. In other words, the allowance should take into account unexpected housing costs or inaccurate projections of expenses.

Churches sometimes neglect to designate a housing allowance in advance of a new calendar year. For example, a church board may discover in March of 2023 that it failed to designate a housing allowance for its pastor for 2023. It is not too late to act. The church should immediately designate a portion of its minister's remaining compensation for 2023 as a housing allowance. This problem can be avoided by stipulating in each annual housing allowance designation that the allowance is for the current year **and all future years unless otherwise provided**. If such a resolution had been adopted in the December 2021 board meeting (i.e., "for 2022 and future years") it would not matter that the church neglected to designate a minister's 2023 allowance until March of 2023, since the previous designation would have carried over. Such safety net designations are not a substitute for annual housing allowances (they have never been addressed or endorsed by the IRS or Tax Court). Rather, they provide a basis for claiming a housing allowance if a church neglects to designate one.

✦ **KEY POINT:** Churches cannot designate a housing allowance retroactively but only prospectively.

The IRS has ruled that a retired minister is eligible for a housing allowance exclusion if the following conditions are satisfied: (1) a portion of the retired minister's pension income is designated as a housing allowance by his church or the church pension board of a denominational pension fund; (2) the retired minister has severed his relationship with the local church and relies on the fund for a pension; (3) the pensions paid to retired ministers "compensate them for past services to the local churches of the denomination or to the denomination." Retired ministers who receive benefits from a denominational pension fund will be eligible in most cases to have some or all of their benefits designated in advance as a housing allowance. This is an attractive benefit for retired ministers that is not available with some other kinds of retirement plans. Retired ministers also can exclude from

their gross income the rental value of a home (furnished, plus utilities) provided to them by their church as a part of their pay for past services. A deceased minister's surviving spouse cannot exclude a housing allowance or rental value of a parsonage unless the allowance or parsonage is for ministerial services performed.

The SECA does not apply to the rental value of a parsonage, or a housing allowance provided after a minister retires.

## 2. SECTION 403(b) RETIREMENT PLANS

Payments made by your church and your salary reduction contributions to a 403(b) plan are not reportable income for income tax or SECA purposes as long as the total amount credited to your retirement account does not exceed contribution limits under Sections 415(c) and 402(g) of the tax code.

### Contribution Limits

For 2022, total annual additions (employer contributions, salary reduction and after-tax paid contributions) could not exceed the lesser of 100% of your compensation (excluding a minister's housing allowance) or \$61,000. This rule is known as the "section 415(c) limit." The limit does not include the additional catch-up contributions of \$6,500 that may be contributed through elective deferrals by persons over age 50. Excess contributions can result in income tax, additional taxes, and penalties. The effect of excess contributions depends on the type of excess contribution. The distributed excess amount may not be rolled over to another 403(b) plan or to an IRA.

✦ **NEW IN 2023:** The limit on annual additions increases to \$66,000 for 2023, and the additional catch-up contributions limit for persons over age 50 increases to \$7,500.

### Minister's Housing Allowance and Contribution Limits

For 2022, the Section 415(c) limit restricts 403(b) contributions to the lesser of 100% of compensation or \$61,000. For 2023, this amount is \$66,000. Does the term "compensation" include a minister's housing allowance? This is an important question for ministers since the answer will determine how much can be contributed to a 403(b) plan. If the housing allowance is treated as compensation, then ministers will be able to contribute larger amounts. The tax code specifies that the term "compensation" for purposes of applying the section 415(c) limit to a 403(b)(3) plan "means the participant's includible compensation determined under section 403(b)(3)." Section 403(b)(3) defines compensation to include "the amount of compensation which is received from the employer

... and which is includible in gross income.” Section 107 of the tax code specifies that a minister’s housing allowance (or the annual rental value of a parsonage) is not included in the minister’s gross income for income tax reporting purposes. Therefore, it would appear that the definition of compensation for purposes of computing the Section 415(c) limit would not include the portion of a minister’s housing allowance that is excludable from gross income or the annual rental value of a parsonage. For many years, the IRS website included the following question and answer addressing this issue:

**Q.** I am an employee minister in a local church. Each year, my church permits \$25,000 as a yearly tax-free housing allowance. I would like to use my yearly housing allowance as compensation to determine my annual contribution limits (to a TSA) under section 415(c) of the *Internal Revenue Code*. May I do so?

**A.** No. For purposes of determining the limits on contributions under section 415(c) of the *Internal Revenue Code*, amounts paid to an employee minister, as a tax-free housing allowance, may not be treated as compensation pursuant to the definitions of compensation under section 1.415-2(d) of the income tax regulations.

✪ **KEY POINT:** Churches that include the housing allowance as compensation when calculating the amount of the church’s contribution to 403(b) plans must perform an additional calculation to ensure the total contributions to the plan do not exceed the maximum contribution allowed under section 415(c). This is especially important for ministers who designate a significant portion of their income as housing allowance. It is possible that the amount of contribution required under a denomination plan is greater than the amount legally allowed under the law. In these instances, a church should contact its denominational offices for clarification on the correct amount to contribute to the plan.

✪ **KEY POINT:** Church employees can make a special election that allows their employer to contribute up to \$10,000 for the year, even if this is more than 100% of compensation. The total contributions over an employee’s lifetime under this election cannot be more than \$40,000.

### Taxation of Distributions from a 403(b) Plan

Amounts you contribute through employer discretionary contributions, employee salary reduction contributions, and the earnings attributable to these contributions generally cannot be withdrawn until an employee:

- Reaches age 59½
- Has a severance from employment

- Dies
- Becomes disabled
- Encounters financial hardship (in the case of elective deferrals)

In some cases of financial hardship, you may withdraw your own salary reduction contributions (but not the earnings on them) prior to the occurrence of any of the above events. A 403(b) plan may make hardship distributions only if permitted by the plan.

Once amounts are distributed, they are generally taxable as ordinary income unless designated in advance as a minister’s housing allowance. In addition, if amounts are distributed prior to your reaching age 59½, you will be assessed an additional tax of 10% of the amount which is includable in income unless one of several exceptions applies, including the following:

- The distributions are part of a series of substantially equal periodic payments made over your life or the lives of your beneficiaries and after you separate from service.
- The distributions are made after you separate from service in or after the year in which you reach age 55.
- The distributions do not exceed the amount of unreimbursed medical expenses that you could deduct for the current year.
- The distributions are made after your death or after you become totally and permanently disabled.
- The distributions are made to an alternate payee pursuant to a qualified domestic relations order (QDRO).
- IRA distributions made for qualified higher education expenses.
- IRA distributions made for the purchase of a first home, up to \$10,000.

The additional tax is computed on *Form 5329*.

You cannot keep retirement funds in your retirement account indefinitely. You generally have to start taking withdrawals from your IRA or 403(b) plan when you reach age 70½. However, because of changes made by the SECURE Act (2019) if your 70th birthday is July 1, 2019 or later, you do not have to take withdrawals until you reach age 72. Roth IRAs do not require withdrawals until after the death of the owner. Your required minimum distribution (RMD) is the minimum amount you must withdraw from your account each year. Your withdrawals will be included in your taxable income except for any part that can be received tax-free (such as

qualified distributions from designated Roth accounts). Calculating your RMD can be difficult. Basically, it is the account balance as of the end of the immediately preceding calendar year divided by a distribution period from the IRS' *Uniform Lifetime Table*. The beginning date for your first RMD for a 403(b) plan is April 1 of the year following the calendar year in which you: (1) reach age 72 (age 70½ if born before July 1, 1949) or (2) retire (if your plan allows this), whichever date is later. The IRS website contains helpful resources for computing your RMD amounts and payout periods.

▲ **CAUTION:** If you do not take any RMDs, or if the distributions are not large enough, you may have to pay a 50% excise tax on the amount not distributed as required.

### Salary Reduction Contributions (Section 402(g))

In addition to the section 415(c) limit, there is an annual limit on elective deferral contributions also known as salary reduction contributions. The limit applies to the total of all elective deferrals contributed (even if contributed through different employers) for the year on your behalf to a variety of retirement plans, including 403(b) plans. Generally, you cannot defer more than an allowable amount each year for all plans covering you. For 2022, the allowable limit was \$20,500. If you defer more than the allowable amount for a tax year, you must include the excess in your taxable income for that year.

\* **NEW IN 2023:** The dollar limit on annual elective deferrals increases to \$22,500.

The limit on elective deferrals increases for individuals who have attained age 50 by the end of the year. The additional amount that may be made is the lesser of (1) the applicable dollar amount, or (2) the participant's compensation for the year reduced by any other elective deferrals of the participant for the year. The applicable dollar amount is \$6,500 for 2022 and \$7,500 for 2023. Catch-up contributions are not subject to any other contribution limits and are not taken into account in applying other contribution limits.

The elective deferral limit may also be increased by as much as \$3,000 if the 403(b) plan allows for a 15-year catch-up contribution. This catch-up contribution is in addition to the age-50 catch-up contribution. The eligible amount is subject to an intricate calculation. See *Publication 571* for more information.

\* **NEW IN 2023:** As this guide was going to press, a comprehensive package of retirement plan reforms (Enhancing American Retirement Now (EARN) Act)

was being considered by Congress with overwhelming bipartisan support. It is virtually certain that some or all of these reforms will be enacted in the coming months. Even if enacted, it is unlikely that any of the provisions in the Act will apply to the preparation of taxes for the tax year 2022.

### 3. QUALIFIED SCHOLARSHIPS

Amounts received as a qualified scholarship by a candidate for a degree may be excluded from gross income. A qualified scholarship is any grant amount that, in accordance with the conditions of the grant, is used for tuition and course-related expenses. Qualified tuition and related expenses are those used for (1) tuition and fees required for the enrollment or attendance at an educational institution or (2) fees, books, supplies, and equipment required for courses of instruction at the educational institution.

The scholarship need not specify that it is to be used only for qualified tuition and related expenses. All that is required is that the recipient uses the scholarship for such expenses and that the scholarship does not specify that it is to be used for non-qualified expenses (such as room and board).

In addition to these requirements, the scholarship must meet additional requirements if the recipient is an employee or a family member of an employee. Generally, the scholarship must be non-compensatory in nature, selected using non-employment-related criteria, and an independent committee must make the selection of the recipient. Additional requirements may also apply. The church should seek the advice of a CPA or tax attorney to determine the proper treatment of scholarships to employees and their children.

✦ **KEY POINT:** Amounts paid by a church for the education of a pastor or other church employee cannot be treated as a non-taxable scholarship if paid as compensation for services.

Any amount received in excess of the qualified tuition and related expenses, such as amounts received for room and board, is not eligible for this exclusion and must be included on the recipient's *Form 1040*.

Any amount received that represents payment for teaching, research, or other services required as a condition for receiving a qualified scholarship cannot be excluded from gross income. In addition, amounts paid by a church for the education of a pastor or other church employee cannot be treated as a non-taxable scholarship if paid as compensation for services.

📌 **EXAMPLE:** First Baptist Church establishes a scholarship fund for seminary students. Robert is a church member

who is pursuing a master's degree at a seminary. The church board votes to award him a scholarship of \$2,500 for 2023. So long as Robert uses the scholarship award for tuition or other course-related expenses, he need not report it as income on his federal tax return. The better practice would be for the church to stipulate that the scholarship is to be used for tuition or other course-related expenses (e.g., fees, books, supplies), or for the church to pay the expenses directly to the educational institution. This will ensure that the scholarship does not inadvertently become taxable income because its specific use was not designated, and the recipient used it for non-qualified expenses. As long as amounts are paid through a qualified scholarship plan, the church is not required to report the scholarship on *Form 1099-MISC* or *1099-NEC* to the recipient.

❖ **KEY POINT:** A church may not establish a scholarship plan that is directed solely at a small group of potential candidates. For example, a church cannot set up a scholarship plan for its ministers or the children of its ministers. A smaller church may even be limited in establishing a plan solely for its members. To navigate these essential rules, qualified counsel should be sought in developing any scholarship plan for the church.

## 4. SALE OR EXCHANGE OF YOUR PRINCIPAL RESIDENCE

A taxpayer who is an individual may exclude up to \$250,000 (\$500,000 if MFJ) of gain realized on the sale or exchange of a principal residence. To be eligible for the exclusion, the taxpayer must have owned and used the residence as a principal residence for at least two of the five years ending on the date of the sale or exchange.

A taxpayer who fails to meet these requirements by reason of a change of place of employment, health, or (to the extent provided under regulations) unforeseen circumstances, is able to exclude an amount equal to the fraction of the \$250,000 (\$500,000 if MFJ) that is equal to the fraction of the two years that the ownership and use requirements are met. The exclusion under this provision may not be claimed for more than one sale or exchange during any two-year period unless the special provisions for unforeseen circumstances apply. See IRS *Publication 523* for details.

**Lines 2a and 2b.** Interest income: attach *Schedule B* if more than \$1,500

Complete this line if you had interest income. Tax-exempt interest income is reported on line 2a with taxable interest

income reported on line 2b. If you had taxable dividend and interest income of more than \$1,500, complete *Schedule B*.

**Lines 3a and 3b.** Dividend income: attach *Schedule B* if more than \$1,500

Complete this line only if you had dividend income. Qualified dividend income is reported on line 3a and enter all dividend income on line 3b. If you had dividend and interest income of more than that \$1,500, complete *Schedule B*.

**Lines 4a and 4b.** IRA distributions

You should receive a *Form 1099-R* showing the total amount of distributions from your Individual Retirement Accounts (IRAs) before income tax or other deductions were withheld. This amount should be shown in box 1 of *Form 1099-R* and should always be reported on line 4a with any taxable amount reported on line 4b.

**Lines 5a and 5b.** Pensions and annuities

Pension and annuity payments include distributions from 401(k) and 403(b) plans. Do not include the following payments on lines 5a and 5b. Instead, report them on line 1.

- Disability pensions received before you reach the minimum retirement age set by your employer.
- Corrective distributions (including any earnings) of excess salary deferrals or excess contributions to retirement plans. The plan must advise you of the year(s) the distributions are includible in income.

Many denominational pension funds annually designate 100% of pension and disability benefits paid to retired ministers as a housing allowance. In such cases, the *Form 1099-R* may show that the taxable amount of the pension income is "not determined" by checking the box on line 2b of *Form 1099-R*.

If you are a retired minister, you may exclude all or a portion of your pension or disability income from your gross income reported on *Form 1040* if (1) you can document that the monies were actually spent on housing-related expenses during the tax year, (2) the amount excluded does not exceed the fair rental value of the home (furnished, plus utilities) and (3) the applicable pension board designated the retirement payments as housing allowance.

IRS *Publication 517* states: "If you are a retired minister, you can exclude from your gross income the rental value of a home (plus utilities) furnished to you by your church as a part of your pay for past services, or the part of your pension that was designated as a rental allowance. However, a minister's

surviving spouse cannot exclude the rental value unless the rental value is for ministerial services ... performed.”

- ✦ **KEY POINT:** Surviving spouses of deceased ministers cannot exclude any portion of the benefits received from their deceased spouse’s 403(b) account as a housing allowance.

#### Lines 6a and 6b. Social Security benefits

- ✦ **KEY POINT:** Individuals who receive Social Security retirement, disability, or survivor benefits may have to pay taxes on a portion of their benefits.

If the only income you received during 2022 was your Social Security benefits, your benefits generally aren’t taxable. But some taxpayers have to pay federal income taxes on their Social Security benefits (retirement, survivor, and disability). This usually happens only if you have other substantial income in addition to your benefits (such as wages, self-employment, interest, dividends and other taxable income that must be reported on your tax return).

If you:

- **File a federal tax return as an individual or married filing separately** and your **combined income** is
  - Between \$25,000 and \$34,000, you may have to pay income tax on up to 50% of your benefits.
  - More than \$34,000, up to 85% of your benefits may be taxable.
- **File a joint return**, and you and your spouse have a **combined income** that is
  - Between \$32,000 and \$44,000, you may have to pay income tax on up to 50% of your benefits.
  - More than \$44,000, up to 85% of your benefits may be taxable.

Your combined income is your AGI plus nontaxable interest and half of your Social Security benefits.

Each January, you will receive a *Form SSA-1099 Social Security Benefit Statement*, showing the amount of benefits you received in the previous year. You can use this *Benefit Statement* when you complete your federal income tax return to find out if your benefits are subject to tax.

For additional information on the taxability of Social Security benefits, see IRS *Publication 915 (Social Security and Equivalent Railroad Retirement Benefits)*. *Publication 915* is available at [IRS.gov](https://www.irs.gov).

#### Line 7. Capital gain (or loss)

Report on line 7 capital gains or losses (attach *Schedule D*) from the sale of capital assets. These include stocks, bonds, and property. Gain or loss is reported on *Schedule D*. You also may have to file *Form 8949* (See the instructions to both forms for details).

- ✦ **KEY POINT:** *Schedule D* is for reporting capital gains and losses from investments. *Schedule 1*, line 4 (“other gains or losses”) is for reporting sales of other assets such as equipment used in a business.

#### Line 8. Other income

Income not reported on lines 1 through 7 is reported on *Schedule 1* with the total reported on *Form 1040* line 8. The most important of these for ministers include:

##### 1. Line 3 (*Schedule 1*). Business income

Report self-employment earnings (from *Schedule C*). Self-employment earnings include:

- Compensation reported to you on a *Form 1099-NEC*
- Fees received directly from church members for performing personal services (such as weddings and funerals)
- Honoraria you received for guest speaking in other churches

If you received income from any of these kinds of activities, compute your net earnings on *Schedule C* and transfer this amount to line 3 of *Schedule 1 (Form 1040)*.

##### 2. Line 8 (*Schedule 1*). “Other income”

“Other income” is reported on line 8 of *Schedule 1 (Form 1040)*. Other income includes the following items:

- A canceled debt or a debt paid for you by another person (unless the person who canceled or paid your debt intended it to be a gift)
- The fair market value of a free tour you receive from a travel agency for organizing a group of tourists (in some cases this may be reported on *Schedule C*)
- Most prizes and awards
- Some taxable distributions from a Health Savings Account (HSA) or Archer Medical Savings Account (MSA) (see IRS *Publication 969*)
- Jury duty pay
- Recapture of a charitable contribution deduction if the charitable organization disposes of the donated property within three years of the contribution

- Taxable benefits provided by the church but not included on *Form W-2* or *Form W-2c*. (Also remember to include these benefits on *Schedule SE* for the calculation of SECA.)

### Line 9. Total income

Report total income on this line. This is the sum of the amounts reported on lines 1-7 of *Form 1040*, plus the additional categories of income reported on lines 1-9 of *Schedule 1 (Form 1040)* included on line 8 of *Form 1040*.

## Step 5: Adjustments to Income

### Line 10. Adjustments to income

You may deduct certain adjustments from total income (line 9) to compute your adjusted gross income (AGI). Report the adjustments on lines 11 through 26 of *Form 1040 (Schedule 1)* and on line 10 (*Form 1040*). The total amount is subtracted from line 9 (*Form 1040*) to compute AGI that is reported on line 11.

The two most relevant adjustments for ministers are the deduction for half of the SECA, and payments to an IRA. Both are summarized below.

#### 1. Line 15 (*Schedule 1*). Half of SECA

❖ **KEY POINT:** Every minister who pays SECA on ministerial income qualifies for this deduction. Some are not claiming it.

All ministers are self-employed for Social Security with respect to their ministerial income. They can deduct half of their actual SECA as an adjustment on line 15 (*Schedule 1*) of *Form 1040*, whether they are able to itemize deductions on *Schedule A* or not.

#### 2. Line 20 (*Schedule 1*). Payments to an IRA

An IRA is a personal savings plan which allows you to set aside money for retirement, while offering you tax advantages. You can set up different kinds of IRAs with a variety of organizations, such as a bank or other financial institution, a mutual fund, or a life insurance company.

The original IRA is referred to as a **Traditional IRA**. A Traditional IRA is any IRA that is not a Roth IRA or a SIMPLE IRA. You may be able to deduct some or all of your contributions to a Traditional IRA. You may also be eligible for a tax credit equal to a percentage of your contribution. Amounts in your Traditional IRA, including earnings, generally are not taxed until distributed to you. IRAs cannot be owned jointly. However, any amounts remaining in your IRA upon your death can be paid to your beneficiary or beneficiaries.

Prior to 2020, if you were 70½ or older, you could not make a regular contribution to a Traditional IRA. However, you could contribute to a Roth IRA and make rollover contributions to a Roth or Traditional IRA regardless of your age. For 2020 and later, there is no age limit on making regular contributions to traditional or Roth IRAs.

To contribute to a traditional IRA, you or your spouse, if you file a joint return, must have taxable compensation, such as wages, salaries, commissions, tips, bonuses, or net income from self-employment. Compensation does not include earnings and profits from property, such as rental income, interest and dividend income, or any amount received as pension or annuity income, or as deferred compensation.

If you file a joint return, you may be able to contribute to an IRA even if you didn't have taxable compensation as long as your spouse did. Each spouse can make a contribution up to the current limit; however, the total of your combined contributions can't be more than the taxable compensation reported on your joint return.

For 2022, if you file a joint return and your taxable compensation is less than that of your spouse, the most that can be contributed for the year to your IRA is the smaller of the following two amounts: (1) \$6,000 (\$7,000 if you are age 50 or older), or (2) the total compensation includible in the gross income of both you and your spouse for the year, reduced by your spouse's IRA contribution for the year to a Traditional IRA and any contributions for the year to a Roth IRA on behalf of your spouse. (The contribution limit increases to \$6,500 for 2023.)

All IRA contributions must be made by the due date of your tax return, not including extensions. This means that your 2022 IRA contribution must be made by April 18, 2023, even if you obtain an extension for filing this return.

❖ **EXAMPLE:** A church has a senior pastor who is 52 years old and a youth pastor who is 30 years old. The church does not participate in a retirement program for its staff. In 2023, the senior pastor can contribute \$7,500 to an IRA (maximum annual contribution of \$6,500 plus a "catch-up" contribution of \$1,000), and the youth pastor can contribute \$6,500.

Your allowable deduction may be reduced or eliminated, depending on your filing status, the amount of your income, and if you or your spouse are covered by an employer-provided retirement plan. The deduction begins to decrease (phase out) when your income rises above a certain amount and is eliminated altogether when it reaches a higher amount. The amounts vary depending on your filing status.



For 2022, if you were covered by an employer-provided retirement plan, then the deduction for contributions to your IRA is completely phased out when AGI reached \$129,000 (MFJ) or \$78,000 (Single). For 2023, the limits are \$136,000 (MFJ) and \$83,000 (Single).

If your spouse was covered by an employer-provided retirement plan at any time during 2022 and you made contributions to your IRA, your allowable IRA deduction is completely phased out when AGI reaches \$214,000 (MFJ). (For 2023, the limit is \$228,000 (MFJ)). (See IRS *Publication 590-A*.) The *Form W-2* you receive from your church or other employer has a box used to show whether you were covered by a retirement plan during the year. The "Retirement Plan" box should have a mark in it if you were covered. Employer retirement plans include 403(b) TSAs.

Figure your deduction using the worksheets in the instructions to *Form 1040* or in *Publication 590-A*.

Individuals who cannot claim a deduction for an IRA contribution still can make non-deductible IRA contributions, subject to the lesser of \$6,000 for 2022 (or \$6,500 for 2023) or earned income limits. Earnings on these amounts continue to accumulate on a tax-deferred basis. When distributions are made from the IRA, special rules apply in figuring the tax on the distributions when both deductible and non-deductible contributions were made to the IRA. *Form 8606* is used to designate a contribution as non-deductible and must be filed, or the full amount of future withdrawals may be taxed. Withdrawals before age 59½ are subject to a 10% penalty tax that also applies to deductible IRA contributions.

Distributions from a Traditional IRA are fully or partially taxable in the year of distribution. Use *Form 8606* to figure the taxable portion of withdrawals. If you made only deductible contributions, distributions are fully taxable.

A **Roth IRA** differs from a Traditional IRA in several respects. A Roth IRA does not permit a deduction at the time of contribution. Regardless of your age, you may be able to establish and make non-deductible contributions to a Roth IRA. However, you may be limited in the amount of non-deductible contributions you may make to your Roth IRA due to your AGI. For those filing as MFJ, no contribution may be made to a Roth IRA in 2022 if your AGI, as modified, is \$214,000 or above. For those filing as single, no contribution may be made to a Roth IRA if your AGI, as modified, is \$144,000 or more. (For 2023, the Roth IRA contribution is phased out totally when AGI is \$228,000 for taxpayers MFJ and \$153,000 for singles and head-of-household filers.)

You do not report Roth contributions on your tax return. To

be a Roth IRA, the account or annuity must be designated as a Roth IRA when it is set up. Like a Traditional IRA, a Roth IRA can be set up, but there are limitations on the amount that can be contributed and the time of year that contributions can be made. You do not include in your gross income qualified distributions or distributions that are a return of your regular contributions from your Roth IRA. Refer to *Publication 590-A* for additional information on Roth IRA(s).

For information on conversions from a Traditional IRA to a Roth IRA, refer to *Publication 590-A*.

In the past, if you were 70½ or older, you could not make a regular contribution to a Traditional IRA. However, you could still contribute to a Roth IRA and make rollover contributions to a Roth or Traditional IRA regardless of your age subject to the above-described income limitations. For 2020 and later, there is no age limit on making regular contributions to Traditional or Roth IRAs.

**Charitable contributions.** A qualified charitable distribution (QCD) is a distribution made directly by the trustee of your IRA, other than an SEP or SIMPLE IRA, to certain qualified organizations. You must have been at least age 70½ when the distribution was made. Your total QCDs for the year can't be more than \$100,000. If all the requirements are met, a QCD is non-taxable, but you can't claim a charitable contribution deduction for a QCD. For more information, see IRS Publications 526 (*Charitable Contributions*) and 590-B (*Distributions from Individual Retirement Arrangements*), or contact a tax professional.

Not all charities are eligible. For example, donor-advised funds and supporting organizations are not eligible recipients. Amounts transferred to a charity from an IRA are counted in determining whether the owner has met the IRA's RMD.

✦ **KEY POINT:** The QCD does need a qualifying receipt from the recipient charity with the mandated "no goods or services" statement. A church may include the gift on the IRA owner's regular giving statement in an attempt to fulfill this requirement, but care should be taken to not take a deduction for the QCD if it is included on the regular giving statement. The best practice is for the recipient charity or church to issue a separate statement for the gift.

#### Line 11. Adjusted gross income

Adjusted Gross Income (AGI) is gross income minus adjustments to income. Gross income includes your wages, dividends, capital gains, business income, retirement

distributions, as well as other income. Adjustments to income include such items as educator expenses, student loan interest, alimony payments, or contributions to a retirement account. Your AGI will never be more than your Gross Total Income on your return and, in some cases, may be lower. AGI is an important number since it is used to determine the amount of various deductions and credits.

## Step 6: Tax Computation

### Line 12. Itemized deductions or standard deduction

✦ **KEY POINT:** Itemize your deductions on *Schedule A* only if they exceed the standard deduction for your filing status.

On line 12, you enter either your itemized deductions from *Schedule A* or a standard deduction amount. Itemized deductions are discussed under *Schedule A* in this guide. For 2022, the standard deduction amounts are as follows:

Filing status	Standard deduction amount (2022)
Single	\$12,950
Married filing jointly or qualifying widow(er)	\$25,900
Married filing separately	\$12,950
Head of household	\$19,400

Additional standard deductions are available for each taxpayer who is over age 65 and/or blind depending on their filing status.

### Line 13. Qualified business income deduction

Ministers who have income from business activities (conducted other than in their capacity as an employee of the church) and report their income on *Schedule C* may be entitled to a federal tax deduction of up to 20% of their qualified business income (QBI). This deduction is also referred to as the IRC Section 199A deduction. Section 199A limits the deduction to the lesser of (1) 20% of the QBI less one-half of the SECA directly related to the QBI, the self-employed health insurance deduction, and the self-employed qualified plan contribution deduction related to the qualified business, or (2) 20% of taxable income before the QBI deduction less net capital gains.

Upon publication of this guide, it has been interpreted that the qualified business trade or business activities of ministers who report their federal income taxes as self-employed may be considered a “specified service trade or business”. Thus, there may be an exception to the deductibility of the QBI deduction. If a minister’s taxable income (reported on line 15 of the *Form 1040*) before this deduction exceeds \$170,050 (\$340,100 if MFJ) for 2022, then the deduction may be limited;

if taxable income exceeds \$220,050 (\$440,100 MFJ) for 2022, then the deduction is unavailable. Attach either the *Form 8995* or *8995-A* and possibly *Schedules A, B* and *C (Form 8995-A)*, as needed.

### Line 16. Compute tax

Most ministers can use the tax tables to determine their income taxes. Some higher income ministers must use the tax rate schedules (a spouse’s income is considered in deciding whether or not to use the tax rate schedules).

## Step 7: Credits

A credit is a direct dollar-for-dollar reduction in your tax liability. It is much more valuable than deductions and exclusions, which merely reduce taxable income. There are two types of credits. Non-refundable credits can only offset total taxes and can never create a refund. Refundable tax credits are reported on *Form 1040* as a “payment” along with other tax payments and may create a refund if total “payments” exceed the total tax calculated on line 24 of *Form 1040*.

### Lines 19 and 28. Child tax credit

The child tax credit (CTC) was greatly increased for 2021, but for 2022, it returns to its pre-2021 limits of \$2,000 per qualifying child under the age of 17 and \$500 per qualifying dependent that does not meet the definition of a qualifying child. The \$500 per qualifying dependent is a non-refundable credit and reported on line 19. A portion of the credit associated with a qualifying child may be non-refundable, reported on line 19, and a portion of the credit is refundable and reported on line 28. This is referred to as the “Additional Child Tax Credit,” and the maximum amount of the refundable portion of the credit is \$1,500 per qualifying child. The credit is reduced based on a taxpayer’s modified adjusted gross income (MAGI) and is completely phased out at \$400,000 MAGI for jointly filed returns and \$200,000 MAGI for all other filers. The credit is calculated on *Form 8812*.

### Line 20, *Schedule 3*. Credit for child, dependent care, and education expenses as well as the Retirement Savings Credit

On your 2022 *Form 1040*, non-refundable credits are reported on lines 1-7 of *Schedule 3*, and the total amount for all credits is carried over to line 20 of *Form 1040*.

The more common and important non-refundable credits for ministers reported on *Schedule 3* are listed below along with the IRS Form and Publication that addresses them:

- **The credit for child and dependent care expenses** (*Form 2441, Publication 503*) The child and dependent care credit is a tax credit that may help you pay for the care of eligible children and other dependents (qualifying persons). The credit is calculated based on your income and a percentage of expenses that you incur for the care of qualifying persons to enable you to go to work, look for work, or attend school. Reverting to pre-2021 limits, the credit is limited to \$1,050 for one qualifying individual and \$2,100, if there are two or more qualifying individuals.
- **The credit for education expenses** (*Form 8863 and Publication 970*) Credits for higher education include the:
  - American Opportunity Credit (partially refundable reported on line 29)
  - Lifetime Learning Credit (non-refundable)
 Credits are fully phased out at \$180,000 for those filing MFJ and \$90,000 for other filers.
- **The retirement savings credit** (*Form 8880, Publication 590-A*) If you make eligible contributions to certain eligible retirement plans or to an IRA, you may be able to take a tax credit. The amount of the saver's credit you can get is generally based on the contributions you make and your credit rate. Refer to *Publication 590-A* or the instructions for *Form 8880* for more information. The credit is phased out at \$68,000 of AGI for those filing MFJ, at \$51,000 for those filing head of household and at \$34,000 for those filing single or married filing separately.

## Additional Information on Lines 27, 28 and 29

The most common refundable credits for ministers are listed below along with the IRS Form and Publication that addresses them:

- The earned income credit (EIC) reported on *Form 1040*, line 27 (addressed later in this guide).
- Child tax credit calculated on *Form 8812* reported on line 28 of *Form 1040*. (See previous discussion in this guide.)
- American opportunity credit calculated on *Form 8863* and reported on line 29 of *Form 1040*. (See previous discussion in this guide.)

## Step 8: Other Taxes

**Line 23. Other taxes**  
(*Form 1040* line 23, from *Schedule 2*, line 21 ("other taxes"))

On the *Form 1040* for 2022, "other taxes" are derived from line 21 of *Schedule 2* and the total of all taxes from *Schedule 2* is carried over to line 23 of *Form 1040*. These include SECA

which ministers must pay on ministerial income (unless exempt). Total taxes are reported on line 24 of *Form 1040*.

## Step 9: Payments

On the 2022 *Form 1040*, amounts representing federal income tax withholding are reported on line 25 and estimated tax payments are reported on line 26 as well as tax overpayments from the prior year applied to current year taxes. Other tax payments are reported on *Schedule 3* and reported on line 31 of *Form 1040*. The two most important categories of tax "payments" are withheld taxes and estimated tax payments, as noted below.

### Line 25. Federal income tax withheld

Federal income tax may be withheld from several sources of income. *Form 1040* separately reports withholding from some of these different potential sources.

#### Line 25a — Federal income tax withheld from *Forms W-2*

Ministers' wages based on the performance of ministerial services are exempt from federal income tax withholding. As a result, only those ministers who have entered into a voluntary withholding arrangement with their church will have income taxes withheld. The church should report the amount of voluntarily withheld taxes on the minister's *Form W-2*.

❗ **KEY POINT:** Ministers who enter into voluntary withholding arrangements will have federal and state income taxes withheld from their wages. However, a church does not withhold the employee's share of FICA, since ministers are self-employed for Social Security with respect to ministerial compensation. Ministers can request (on *Form W-4* or through other written instructions) that their church withhold an additional amount of income taxes to cover their expected SECA liability. These additional withholdings must be treated as income taxes withheld (on *Forms W-2* and *941*) rather than the employee's share of FICA. They constitute a payment that can be applied to both income taxes and SECA. Ministers still must complete *Schedule SE* to report their SECA liability.

#### Line 25b — Federal income tax withheld from *Forms 1099*

Federal income tax may be withheld from pension payments or distributions reported on *Form 1099-R* or from Social Security payments reported on *Form SSA-1099* or from other income reported on *Form 1099-NEC*. Other potential sources may be from interest and dividends reported on *Form 1099-B*.

#### Line 25c — Federal income tax withheld from other forms

Income tax withheld from gambling winnings reported on *Form W-2G* or Additional Medicare Tax as calculated on *Form 8959* is included on this line.

## Line 26. Estimated tax payments

Compensation paid to ministers for ministerial duties is not subject to mandatory tax withholding. As a result, ministers must prepay their income tax and SECA by using the quarterly estimated tax procedure, unless they have entered into a voluntary withholding agreement with their employing church. The estimated tax procedure is summarized in Part 2 of this guide in the section “How do ministers pay their taxes?”

The total amount of estimated tax payments made to the IRS for the 2022 tax year is reported as a payment of taxes on line 26 of *Form 1040*. Additionally, any amount of an overpayment from 2021 applied to the 2022 estimated tax payments is included on this line.

## Line 27. Earned income tax credit

The earned income credit (EIC) reduces tax you owe and may give you a refund even if you do not owe any tax. A number of technical requirements must be met in order to qualify for this credit. Unfortunately, many taxpayers who qualify for the EIC do not claim it because it is so difficult to compute. In most cases, the amount of your EIC depends on: (1) whether you have no qualifying child, one qualifying child, two qualifying children, or three or more qualifying children; and (2) the amount of your earned income and modified AGI.

You may be able to claim the EIC for tax year 2022 if you have non-retirement investment income of \$10,300 or less. The maximum EIC for 2022 is (1) \$560 with no qualifying child, (2) \$3,733 with one qualifying child, (3) \$6,164 with two qualifying children, and (4) \$6,935 with three or more qualifying children.

If you qualify for it, the EIC reduces the tax you owe. Even if you do not owe tax, you can get a refund of the credit. Depending on your situation, the credit can be as high as \$6,935 for 2022 (\$7,430 for 2023).

You cannot take the credit for 2022 if your earned income (or AGI, if greater) is more than

- \$16,480 (\$22,610 if MFJ) if you do not have a qualifying child,
- \$43,492 (\$49,622 if MFJ) if you have one qualifying child,
- \$49,399 (\$55,529 if MFJ) if you have two qualifying children, or
- \$53,057 (\$59,187 if MFJ) if you have three or more qualifying children.

You can compute the credit yourself or the IRS will compute it for you. To figure the amount of your earned income

credit, you must use the EIC Worksheet and EIC Table in the instructions for *Form 1040*, line 27. Ministers may want to consider having the IRS compute the credit for them, especially due to confusion about how the housing allowance affects the credit.

The credit is reported on line 27 of *Form 1040*.

IRS *Publication 596* is a 44-page publication that explains the EIC. The 2021 edition (the most recent available at the time of publication of this text) states, in general: “The rental value of a home or a housing allowance provided to a minister as part of the minister’s pay generally isn’t subject to income tax but is included in net earnings from self-employment. For that reason, it is included in earned income for the EIC” except for ministers who have opted out of SECA by filing a timely *Form 4361* exemption application with the IRS.

Excerpts from *Publication 596* confirm that ministers who are employees for income tax reporting purposes and who have **not** exempted themselves from SECA by filing a timely *Form 4361* with the IRS **include** their housing allowance or the fair rental value of a parsonage in computing earned income for purposes of the EIC.

But what about ministers who have exempted themselves from SECA by filing a timely *Form 4361* with the IRS? Do they include a housing allowance or the rental value of a parsonage in computing their earned income for purposes of the EIC? As noted above, *Publication 596* explicitly states, with regard to ministers who have filed *Form 4361*, that “a nontaxable housing allowance or the nontaxable rental value of a home is not earned income.”

With respect to ministers who have filed a timely *Form 4361*, *Publication 596* states:

Whether or not you have an approved *Form 4361*, amounts you received for performing ministerial duties as an employee count as earned income. This includes wages, salaries, tips, and other taxable employee compensation.

If you have an approved *Form 4361*, a non-taxable housing allowance or the non-taxable rental value of a home isn’t earned income. Also, amounts you received for performing ministerial duties, but not as an employee, don’t count as earned income. Examples include fees for performing marriages and honoraria for delivering speeches.

Ministers who are affected by this issue should consult their tax professional for help.

★ **KEY POINT:** The definition of “earned income” for the EIC is not the same definition of “earned income” utilized in calculating the Additional Child Tax Credit.

❖ **KEY POINT:** Once again, tax benefits may be affected by the housing allowance. Ministers should consider these various provisions and determine if the housing allowance is beneficial for them in light of how it affects the EIC and the Additional Child Tax Credit.

## Step 10: Refund or Amount You Owe

### Lines 36 and 38. Refund or amount you owe

After totaling your payments on *Form 1040*, line 33, you can calculate whether you owe the government, or a refund is due you. If you owe a tax, be certain to enclose a check with your return in the amount you owe payable to the “United States Treasury” or by making the payment through your EFTPS account or at [IRS.gov/payments](https://www.irs.gov/payments). Tax practitioners can also assist you in making a payment as a part of electronically filing your tax return. Do not attach the check to your return, but include it with a *Form 1040-V*. If you file your return electronically, the payment may be sent in separately using the *Form 1040-V*. Include your daytime phone number and your SSN and write “*Form 1040 for 2022*” on the check. If you owe taxes, you also may have to pay an underpayment penalty (refer to line 38 of *Form 1040*). If you are paying taxes after April 18, 2023, you may also owe late payment penalties and interest.

If you have overpaid your taxes, you have two options: (1) Request a full refund or (2) Apply the overpayment to your 2023 estimated tax (refer to line 36 of the *Form 1040*).

## Step 11: Sign Here

You must sign and date the return at the bottom of page 2. If you are filing a joint return, your spouse must also sign the return. In the “your occupation” space, enter your occupation — **minister**. If you have your return prepared by a paid preparer, you will sign *Form 8879*, IRS e-file Signature Authorization instead of signing the *Form 1040*, page 2.

If you or your spouse has been the victim of identity theft, the IRS will issue you an Identity Protection PIN that must also be entered in this section of the return. This PIN is issued to you each year. (The PIN must also be provided to your paid tax preparer in order for the return to be electronically filed.)

## OTHER FORMS AND SCHEDULES

### SCHEDULE A

❖ **KEY POINT:** If your itemized deductions exceed your standard deduction, you should report your itemized deductions on *Schedule A (Form 1040)*. This section will summarize the itemized deductions.

## Step 1: Medical and Dental Expenses (lines 1–4)

You may deduct certain medical and dental expenses (for yourself, your spouse, and your dependents) if you itemize your deductions on *Schedule A*, but only to the extent that your expenses exceed 7.5% of your AGI. You must reduce your medical expenses by the amounts of any reimbursements you receive for those expenses before applying the 7.5% test. Reimbursements include amounts you receive from insurance or other sources for your medical expenses (including Medicare). It does not matter if the reimbursement is paid to the patient, the doctor, or the hospital.

### The following expenses ARE deductible as medical expenses:

- Fees for medical services
- Fees for hospital services
- Lodging at a hospital during medical treatment (subject to some limits)
- Medical and hospital insurance premiums that you pay (do not include amounts paid to health sharing arrangements)
- Special equipment
- Medicare Part A premiums you pay if you are exempt from Social Security and voluntarily elect to pay Medicare Part A premiums
- Medicare Part B premiums you pay
- Medicare Part D premiums you pay
- Medicare Supplement premiums you pay (or are deducted from your pension)
- Long-term care insurance premiums, subject to certain limitations on the amount that may be deducted
- Special items (e.g., false teeth, artificial limbs, eyeglasses, hearing aids, crutches, etc.)
- Transportation for necessary medical care. For 2022, the standard mileage rate for medical travel was 18 cents per mile. For 2023, the standard mileage rate for medical travel is 22 cents per mile.
- Medicines and drugs requiring a prescription and insulin
- The portion of a life-care fee or founder’s fee paid either monthly or in a lump sum under an agreement with a retirement home that is allocable to medical care
- Wages of an attendant who provides medical care
- The cost of home improvements if the main reason is for medical care

- Program to stop smoking
- Exercise expenses (including the cost of equipment to use in the home) if required to treat an illness (including obesity) diagnosed by a physician, the purpose of the expense is to treat a disease rather than to promote general health, and the taxpayer would not have paid the expense but for this purpose

**The following items are NOT deductible as medical expenses:**

- The cost of diet food
- Funeral services
- Health club dues (except as noted above)
- Household help
- Life insurance
- Maternity clothes
- Non-prescription medicines and drugs
- Nursing care for a healthy baby
- Toothpaste, cosmetics, toiletries
- Trip for general improvement of health
- Most cosmetic surgery

## Step 2: Taxes You Paid (lines 5–7)

At the election of the taxpayer, an itemized deduction may be taken for state and local general sales taxes in lieu of the itemized deduction for state and local income taxes. This provision was added to address the unequal treatment of taxpayers in the seven states that do not have an income tax. Taxpayers in these states cannot take advantage of the itemized deduction for state income taxes. Allowing them to deduct sales taxes helps offset this disadvantage.

Taxpayers may claim an itemized deduction of up to \$10,000 (\$5,000 for married taxpayers filing a separate return) for the aggregate of:

- State and local property taxes and
- State and local income taxes (or sales taxes in lieu of income taxes) paid or accrued in the taxable year.

The \$10,000 limitation applies until 2025.

Some states attempted to assist taxpayers in avoiding the above limitations by creating state-run charities that would grant “tax credits” in exchange for charitable contributions that would qualify for a tax deduction. The IRS issued regulations stating that to the extent a tax credit was granted, the charitable contribution would not be deductible.

## Step 3: Interest You Paid (lines 8–10)

As a general matter, personal interest is not deductible. Qualified residence interest is not treated as personal interest and is allowed as an itemized deduction, subject to limitations. Qualified residence interest means interest paid or accrued during the taxable year on either acquisition indebtedness or home equity indebtedness. A qualified residence means the taxpayer’s principal residence and one other residence of the taxpayer selected to be a qualified residence. A qualified residence can be a house, condominium, cooperative, mobile home, house trailer, or boat.

Acquisition indebtedness is indebtedness that is incurred in acquiring, constructing, or substantially improving a qualified residence of the taxpayer and which secures the residence. Note the following two rules:

### 1. Limit on loans taken out on or before December 15, 2017

For qualifying debt taken out on or before December 15, 2017, you can deduct only home mortgage interest on up to \$1 million (\$500,000 if you are married filing separately) of that debt. The only exception is for loans taken out on or before October 13, 1987 (see IRS *Publication 936* for more information about loans taken out on or before October 13, 1987.)

See *Publication 936* to figure your deduction if you have loans taken out on or before December 15, 2017, that exceed \$1 million (\$500,000 if you are married filing separately).

### 2. Limit on loans taken out after December 15, 2017

For qualifying debt taken out after December 15, 2017, you can only deduct home mortgage interest on up to \$750,000 (\$375,000 if you are married filing separately) of that debt. If you also have qualifying debt subject to the \$1 million limitation discussed above, the \$750,000 limit for debt taken out after December 15, 2017, is reduced by the amount of your qualifying debt subject to the \$1,000,000 limit. An exception exists for certain loans taken out after December 15, 2017. See IRS *Publication 936* for details.

The term “points” is sometimes used to describe certain charges paid by a borrower. They are also called loan origination fees, maximum loan charges, or premium charges. If the payment of any of these charges is **only** for the use of money, it ordinarily is interest paid in advance and must be deducted in installments over the life of the mortgage (not deducted in full in the year of payment). However, points are deductible in the year paid if the following requirements are satisfied:

1. Your loan is secured by your main home. (Your main home is the one you ordinarily live in most of the time.)

2. Paying points is an established business practice in the area where the loan was made.
3. The points paid were not more than the points generally charged in that area.
4. You use the cash method of accounting. This means you report income in the year you receive it and deduct expenses in the year you pay them. Most individuals use this method.
5. The points were not paid in place of amounts that ordinarily are stated separately on the settlement statement, such as appraisal fees, inspection fees, title fees, attorney fees, and property taxes.
6. The funds you provided at or before closing, plus any points the seller paid, were at least as much as the points charged. The funds you provided are not required to have been applied to the points. They can include a down payment, an escrow deposit, earnest money, and other funds you paid at or before closing for any purpose. You cannot have borrowed these funds from your lender or mortgage broker.
7. You use your loan to buy or build your main home.
8. The points were computed as a percentage of the principal amount of the mortgage.
9. The amount is clearly shown on the settlement statement (such as the Settlement Statement, *Form HUD-1*) as points charged for the mortgage. The points may be shown as paid from either your funds or the seller's.

★ **KEY POINT:** Points are not currently deductible when paid in association with the refinancing of the home. These points must be amortized over the life of the new mortgage.

Refinancing a home mortgage may also create tax considerations. The amount of the new debt eligible as home acquisition debt is limited to the amount of the balance of the original old mortgage principal just before the refinancing unless additional proceeds are used to buy, build, or substantially improve a qualified home. If refinancing costs are rolled into the new debt, there will automatically be a portion of the interest paid on the new mortgage that is not deductible.

Congress enacted legislation in 2021 that provides for the deductibility of mortgage insurance premiums (MIP) through 2022. The deduction is phased out if your AGI is more than \$109,000 (MFJ).

#### **Step 4: Gifts to Charity (lines 11–14)**

For 2022, cash contributions to churches, schools, and most other public charities, that are U.S. organizations,

are deductible up to 60% of AGI. Contributions of property or cash contributions to supporting organizations, donor-advised funds or to private foundations are subject to different limitations. See *IRS Publication 526*. Contributions made via cash, checks, credit cards or other electronic transfer options are reported on line 11, while contributions of noncash property are reported on line 12.

If you cannot itemize your deductions, a cash contribution up to \$300 (\$600 for MFJ) was allowed on *Form 1040*, line 12b, in 2021. However, this deduction expired at the end of 2021 and will not be available in 2022 and future years unless extended by Congress.

The value of personal services is never deductible as a charitable contribution, but unreimbursed expenses incurred in performing services on behalf of a church or other charity may be. For example, if you drive to and from volunteer work on behalf of a charity, you may deduct the actual cost of gas and oil or you may claim the standard charitable mileage rate of 14 cents for each substantiated mile (for 2022 and 2023). Unreimbursed travel expenses incurred while away from home (whether within the United States or abroad) in the course of donated services to a tax-exempt religious or charitable organization are deductible as a charitable contribution. Individuals performing the charitable travel can keep track of their own travel expenses and then claim a charitable contribution for the total on *Schedule A*.

Whether it is for travel expenses or other substantial out-of-pocket expenses related to performing services for a church or other nonprofit charity, a letter acknowledging the individual's service and containing the "no goods or services" statement should be obtained from the church or charity.

No charitable deduction is allowed for travel expenses incurred while away from home in performing services for a religious or charitable organization unless there is no significant element of personal pleasure, recreation, or vacation involved in the travel. Therefore, it is important to maintain an itinerary of the trip to prove the charitable nature of the trip.

Charitable contributions must be claimed in the year they are delivered. One exception is a check that is mailed to a charity — it is deductible in the year the check is mailed (and postmarked), even if it is received early in the next year.

Charitable contributions generally are deductible only to the extent they exceed the value of any premium or benefit received by the donor in return for the contribution.

There are limits on the amount of a contribution that can be deducted. Generally, cash contributions to churches, schools,

and other public charities are deductible up to a maximum of 60% of AGI (2022). In some cases, contributions that exceed this limit can be carried over and claimed on future returns for up to five years. Some charitable contributions are limited to 20 or 30% of AGI, depending on the recipient and the form of the contribution.

Restricted contributions are those that are made to a church with the stipulation that they be used for a specified purpose. If the purpose is an approved project or program of the church, the designation will not affect the deductibility of the contribution. An example is a contribution to a church building fund. However, if a donor stipulates that a contribution be spent on a designated individual, no deduction is allowed unless the church exercises full administrative control over the donated funds to ensure that they are being spent in furtherance of the church's exempt purposes. Restricted contributions that ordinarily are not deductible include contributions to church benevolence or scholarship funds that designate a specific recipient. Contributions to benevolence or scholarship funds ordinarily are deductible if the donor does not earmark a specific recipient.

Contributions to a church or missions board that specify a particular missionary may be tax-deductible if the church or missions board exercises full administrative and accounting control over the contributions and ensures that they are spent in furtherance of the church's mission. Direct contributions to missionaries, or any other individual, are not tax-deductible, even if they are used for religious or charitable purposes.

Charitable contributions must be properly substantiated. Individual cash contributions of less than \$250 may be substantiated by a canceled check, other bank record or a receipt from the charity. Special rules govern the substantiation of individual contributions of cash or property of \$250 or more. The donor must substantiate these contributions with a qualifying receipt from the charity that includes a listing of the contributions and a statement that there were no goods or services provided in exchange for the contributions. These rules are further explained in the part 5 supplement to this guide entitled *Federal Reporting Requirements for Churches*.

❖ **KEY POINT:** It is the responsibility of the donor to confirm that all donations claimed are supported by qualifying receipts. The consequence of failure is a loss of any contribution not supported by a qualifying receipt. This error cannot be corrected if discovered after the tax return is filed. Some churches and charities fail to issue qualifying receipts, so donors must be vigilant in meeting this requirement since this is not an error that can be corrected after your tax return is filed.

If you contribute property that you value at \$500 or more, you must include a completed *Form 8283* with your *Form 1040*. Complete only Section A if the value claimed is \$500 or more but less than \$5,000. If you claim a deduction of more than \$5,000 for a contribution of non-cash property (other than publicly traded securities), then you must obtain a qualified appraisal of the property by a qualified appraiser and include a qualified appraisal summary (Section B of *Form 8283*) with your *Form 1040*. If several related items are given, each with a value of less than \$5,000, an appraisal may still be required since the group of items would be treated as one rather than on an individual basis. In addition to the above rules, the donor must also obtain a qualifying acknowledgment from the charity that includes a description of the property and a statement that there were no goods or services provided in exchange for the donation.

💰 **TAX TIP:** There are both timing and form requirements for the qualifying appraisal, so a donor must plan accordingly to be able to meet these requirements. Failure to meet any of the requirements can nullify the entire contribution.

Special rules apply to donations of cars, boats, and planes. A donation is not allowed if the value of the item is \$500 or more unless the donor has received *Form 1098-C*. See the instructions to IRS *Form 1098-C* for details.

❖ **KEY POINT:** The Tax Court has ruled in several cases that a donor who contributed property worth more than \$5,000 to a church was not eligible for a charitable contribution deduction even though there was no dispute that the gift was given, or its value, because the donor failed to obtain a qualified appraisal or attach a qualified appraisal summary (*Form 8283*) to the tax return on which the contribution was claimed or obtain a qualifying receipt.

## Step 5: Casualty and Theft Losses (line 15)

You can deduct personal casualty and theft losses attributable to a federally declared disaster only to the extent that:

- (1) The amount of each separate casualty or theft loss is more than \$100 and
- (2) The total amount of all losses during the year (reduced by the \$100 limit discussed above) is more than 10% of the amount on *Form 1040* or *1040-SR*, line 11. See the instructions for *Form 4684* and *Publication 547* for more information.

## NOTE: Job Expenses and Most Other Miscellaneous Deductions

Employee business expenses that are either unreimbursed or reimbursed by an employer under a non-accountable arrangement are no longer deductible as an itemized deduction by an employee through 2025.



The elimination of an itemized deduction for unreimbursed employee business expenses hit some clergy hard. But this impact can be minimized if a church reimburses employees' business expenses under an accountable expense reimbursement arrangement. To be accountable, a church's reimbursement arrangement must comply with all four of the following rules:

1. Expenses must have a business connection — that is, the reimbursed expenses must represent expenses incurred by an employee while performing services for the employer.
2. Employees are reimbursed only for expenses for which they provide an adequate accounting within a reasonable period of time (not more than 60 days after an expense is incurred).
3. Employees must return any excess reimbursement or allowance within a reasonable period of time (not more than 120 days after an excess reimbursement is paid).
4. The income tax regulations caution that in order for an employer's reimbursement arrangement to be accountable, it must meet a reimbursement requirement in addition to the three requirements summarized above. The reimbursement requirement means that an employer's reimbursements of an employee's business expenses come out of the employer's funds and not by reducing the employee's salary.

The elimination of "all miscellaneous itemized deductions that are subject to the 2 percent floor under present law" (including unreimbursed employee business expenses and employee expenses reimbursed under a nonaccountable plan) has encouraged many churches to move to an accountable expense reimbursement plan, since section 62(a)(2)(A) of the tax code, which excludes from tax employer reimbursements of employee business expenses under an accountable plan (defined above) has not been modified.

## SCHEDULE B

*Schedule B* is used to report taxable interest income and dividend income from certain transactions and to indicate if you have an interest in or signature authority over a financial account in a foreign country or are involved with a foreign trust. For most taxpayers, the schedule is triggered by the reporting of taxable interest and/or dividends of more than \$1,500.

### Step 1: Interest Income (lines 1–4)

List (on line 1) the name of each institution or individual that paid you taxable interest if you received more than \$1,500 of taxable interest in 2022. Be sure the interest you report on

line 1 corresponds to any *Forms 1099-INT* you received from such institutions. Do not include tax-exempt interest. Taxable interest income is carried over to line 2b of *Form 1040*. Also, utilize *Schedule B* to report any amount of interest you received from a seller-finance mortgage, interest accrued from a bond, original issue discount amounts reported on *Form 1099-OID*, interest subject to the exclusion for series EE or I U.S. savings bonds or received as a nominee.

### Step 2: Dividend Income (lines 5–6)

List (on line 5) the name of each institution that paid you dividends if you received more than \$1,500 in dividends in 2022. Be sure the dividends you report on line 5 correspond to any *Forms 1099-DIV* you received from such institutions. Ordinary dividend income is carried over to line 3b of *Form 1040*.

### Step 3: Foreign Accounts and Foreign Trusts (lines 7–8)

Be sure to complete this part of the schedule if you had a financial interest in, or signature authority over, a financial account in a foreign country or you received a distribution from, or were a grantor of, or transferor to, a foreign trust.

★ **KEY POINT:** If you have foreign bank accounts, you may be subject to additional filings including the *FinCen 114* or *Form 8938*. This can also occur if your church has foreign bank accounts, and you have signature authority on the accounts. Many times, the foreign bank account reporting is overlooked by taxpayers. Failure to comply can create substantial penalties.

## SCHEDULE C

★ **KEY POINT:** Most ministers who serve local churches or church agencies are employees for federal income tax purposes with respect to their church salary. They report their church salary on line 1 of *Form 1040* and receive a *Form W-2* from the church. They do not report their salary as self-employment earnings on *Schedule C*.

★ **KEY POINT:** Use *Schedule C* to report income and expenses from ministerial activities you conduct other than in your capacity as a church employee. Examples would be fees for guest speaking in other churches and fees received directly from church members for performing personal services, such as weddings and funerals.

### Step 1: Introduction

Complete the first several questions on *Schedule C*. Ministers should list code **541990** on line B, since for many years this was the code the IRS used in a clergy tax illustration in *Publication 517*. Some ministers who report their church compensation

as self-employed point to this code as proof that ministers serving local churches can report as self-employed. This is not so. This code applies to the incidental self-employment activities of ministers who report their church salaries as employees. It also applies to those few ministers who are self-employed, such as traveling evangelists.

## Step 2: Income (lines 1–7)

Report on line 1 your gross income from your self-employment activity. Include all amounts reported to you on *Form 1099-NEC*. If you received more than \$600 through an electronic payment system, then you may receive a *Form 1099-K*. Such payments may have come through credit card payments or other forms of third-party electronic payments. In the past, such payments were not reported unless they were \$20,000 or more to one recipient. For 2022, the filing limit has been lowered to \$600 or more. Even if the payments do not represent taxable income, they must be reported on your tax return. If they do not represent taxable income, then a corresponding deduction may be claimed against the income with a statement included in the tax return. If these amounts are simply omitted from your return, then the IRS will issue a matching notice with a corresponding tax bill within one to two years.

## Step 3: Expenses (lines 8–27)

▲ **CAUTION:** Many ministers continue to report their income taxes as self-employed. One perceived advantage of doing so is the ability to deduct business expenses on *Schedule C* (and avoid the nondeductibility of unreimbursed and nonaccountable reimbursed employee business expenses as itemized deductions on *Schedule A*). This advantage is often illusory. Most “self-employed” ministers, if audited by the IRS, would be reclassified as employees and their *Schedule C* deductions disallowed. This could result in substantial additional taxes, penalties, and interest. The best way for ministers to handle their business expenses is through an accountable expense reimbursement arrangement (see above).

Report any business expenses associated with your self-employment earnings on lines 8 through 27. For example, if you incur transportation, travel or other expenses in the course of performing self-employment activities, you deduct these expenses on lines 8 through 27 of *Schedule C*. Entertainment expenses are generally non-deductible. However, you may deduct 50% of the cost of business meals if you are present, and the food or beverages are not considered lavish or

extravagant. You may deduct 100% of your meal expenses if the food and beverages were provided by a restaurant, and paid or incurred after December 31, 2020, and before January 1, 2023.

Ministers may be required to reduce the expenses deducted on *Schedule C*, if a portion of the income is excluded from income as a housing allowance. The rules under IRC Section 265 state that expenses associated with tax-free income may not be deducted. Therefore, expenses on *Schedule C* may have to be allocated between taxable and nontaxable income. (Many refer to this rule as the Deason Rule.) See IRS *Publication 517*.

Report net self-employment income from *Schedule C* on *Schedule 1*, line 3 (*Form 1040*) and carry over this and other items of additional income reported on *Schedule 1* to line 8 of *Form 1040*.

## SCHEDULE SE

✦ **KEY POINT:** Use *Schedule SE* to report Social Security taxes on any income you earned as a minister if you have not applied for and received IRS approval of an exemption application (*Form 4361*). Remember, ministers (except for some chaplains) are self-employed for Social Security with respect to their ministerial services. They pay SECA, and not FICA, with respect to compensation from such services.

✦ **KEY POINT:** Ministers who have received IRS approval of an application for exemption from SECA (*Form 4361*) do not pay SECA on compensation received for their ministerial services. These ministers should enter “Exempt – *Form 4361*” on *Form 1040*, *Schedule 2*, line 4.

### Step 1: Part I (line 2)

Ministers complete Part I “Self-Employment Tax” of the schedule. Ministers report their net self-employment earnings on line 2 of Part I. This amount is computed as follows:

Add the following to your church salary reported on *Form W-2* in Box 1:

- Other items of church income (including taxable fringe benefits omitted from your *Form W-2*)
- Fees you receive for weddings, baptisms, funerals, etc.
- Self-employment earnings from outside businesses
- Annual rental value of a parsonage, including utilities paid by the church (unless you are retired)
- A housing allowance (unless you are retired)

- Business expense reimbursements paid under a nonaccountable plan but omitted from your *Form W-2*
- The value of meals served on the church's premises for the convenience of the employer
- Any amount a church pays toward your income tax or SECA

And then deduct the following:

- Most income tax exclusions other than housing allowance, parsonage value, meals, or lodging furnished for the employer's convenience, and the foreign earned income exclusion
- Salary reduction contributions (elective deferrals) to a TSA plan (403(b) plan), if included in your gross income above
- Pension payments or retirement allowances you receive for your past ministerial services
- Unreimbursed employee business expenses
- Business expenses that were not deducted on *Schedule C* due to the allocation of a portion of the business expenses to the tax-free housing allowance pursuant to the requirements of IRC Section 265(a)(1), better known as the Deason Rule

## Step 2: Part I (line 4)

Ministers (and other taxpayers who are self-employed for Social Security) can reduce their taxable earnings by 7.65%, which is half the FICA paid by employers and employees. To do this, multiply net earnings from self-employment times 0.9235 on line 4. SECA is paid on the reduced amount.

## Step 3: Part I (line 12)

SECA for 2022 is totaled on this line. The SECA rate for 2022 is 15.3%, which consists of the following two components:

1. A Medicare hospital insurance tax of 2.9% calculated on line 11 and
2. An old-age, survivor and disability (Social Security) tax of 12.4% calculated on Line 10.

For 2022, the 2.9% Medicare tax applies to all net earnings from self-employment regardless of the amount. For 2022, the 12.4% Social Security tax applies to only the first \$147,000 of net self-employment earnings. (For 2023, the maximum earnings subject to Social Security tax is \$160,200.)

## FORM 8959, ADDITIONAL MEDICARE TAX

An additional Medicare tax is calculated on the wages or self-employment income of higher-income taxpayers.

A Medicare (HI) tax of an additional tax of 0.9% on wages received in excess of certain amounts must be calculated. This additional tax applies to ministers subject to SECA. Unlike other Social Security and Medicare taxes, this additional tax is on the combined wages of a taxpayer and the taxpayer's spouse, in the case of a joint return. The threshold amount is \$250,000 in the case of a joint return or surviving spouse, and \$200,000 for single persons. The \$250,000 and \$200,000 amounts are not adjusted for inflation and remain the same for 2023.

Ministers who are a part of a two-earner family may be subject to this additional tax and should plan accordingly. Each working spouse may have wages and self-employment income of less than \$250,000, but when added together, the total exceeds the threshold. This additional tax should be considered in preparing estimated tax payments or withholding instructions.

# PART 4: COMPREHENSIVE EXAMPLES AND SAMPLE FORMS

---

## EXAMPLE ONE: ACTIVE MINISTER

Rev. John Michaels is the minister of the First Baptist Church. He is married and has one child. The child is considered a qualifying child for the child tax credit. Mrs. Michaels is not employed outside the home. Rev. Michaels is a common-law employee of the church and has not applied for an exemption from self-employment tax. The church paid Rev. Michaels a salary of \$45,000. In addition, as a self-employed person, he earned \$4,000 during the year for weddings, baptisms, and honoraria. He made estimated tax payments during the year totaling \$12,000. He taught a course at the local community college, for which he was paid \$3,400. Rev. Michaels owns a home next to the church. He makes a \$1,125 per month mortgage payment of principal and interest only. His utility bills and other housing-related expenses for the year totaled \$1,450, and the real estate taxes on his home amounted to \$1,750 for the year. The church paid him \$1,400 per month as his housing allowance. The home's fair rental value is \$1,380 per month (furnished, plus utilities). Additionally, Rev. Michaels made cash charitable contributions of \$6,000 to Section 501(c)(3) public charities in 2022.

The parts of Rev. and Mrs. Michaels' income tax return are explained in the order they are completed. They are illustrated in the order that Rev. Michaels will assemble the return to send it to the IRS.

### Form W-2 from Church

The church completed *Form W-2* for Rev. Michaels as follows:

**Box 1.** The church entered Rev. Michaels' \$45,000 salary.

**Box 2.** The church left this box blank because Rev. Michaels did not request federal income tax withholding.

**Boxes 3–6.** Rev. Michaels is considered a self-employed person for purposes of FICA withholding, so the church left these boxes blank.

**Box 14.** The church entered Rev. Michaels' total housing allowance for the year and identified it.

**TurboTax® Tips:** Listed below are tips for ministers who use TurboTax to complete their returns. We have listed our recommended responses to some of the questions asked by the software when entering your *Form W-2* from your church. These tips should not be construed as an endorsement or recommendation of the TurboTax software.

1. "Let's check for uncommon situations."

Be sure to check the box that says, "**Religious employment.**"

2. "Let's dig in to your religious employment."

Please note that ministers fall under the category of clergy employment.

3. "OK, tell us about your clergy housing." Turbo Tax then asks for the parsonage or housing allowance, as well as the amount of qualifying expenses.

The amount you should enter for qualifying expenses is the lesser of your actual housing expenses, the annual fair rental value of your home (furnished, plus utilities), or the amount of your pay that was designated as ministerial housing allowance by your church.

4. "Now tell us about your clergy self-employment taxes."

Please note that self-employment tax should be paid on wages and housing allowance. See *Schedule SE TurboTax Tip* for additional information.

### Form W-2 from College

The community college gave Rev. Michaels a *Form W-2* that showed the following:

**Box 1.** The college entered Rev. Michaels' \$3,400 salary.

**Box 2.** The college withheld \$272 in federal income tax on Rev. Michaels' behalf.

**Boxes 3 and 5.** As an employee of the college, Rev. Michaels is subject to FICA withholding on his full salary from the college.

**Box 4.** The college withheld \$210.80 in Social Security taxes.

**Box 6.** The college withheld \$49.30 in Medicare taxes.

### Schedule C (Form 1040)

**Note:** For tax years 2019 and later, the IRS announced that it will not be issuing the *Schedule C-EZ*. Therefore, *Schedule C* will be used.

Some of Rev. Michaels' entries on *Schedule C* are explained here.

**Line 1.** Rev. Michaels reports the \$4,000 from weddings, baptisms, and honoraria.

**Lines 2–7.** Rev. Michaels fills out these lines to report his gross income reported on line 7. Rev. Michael did not have any

returns or allowances, cost of goods sold, or other income for the year. Therefore, the amount reported on line 7 is \$4,000.

**Lines 8–27a.** Rev. Michaels reports his expenses related to the line 1 amount. The total consisted of \$87 for marriage and family booklets and \$251 for 414 miles of business use of his car, mainly in connection with honoraria. Rev. Michaels used the standard mileage rate to figure his car expense. He multiplied the standard mileage rate for January 1, 2022, through June 30, 2022, of 58.5 cents by the 200 miles driven before July 1, 2022, and multiplied the standard mileage rate for July 1, 2022, through December 31, 2022, of 62.5 cents by the 214 miles driven after June 30, 2022. He calculated total mileage expenses of \$251. These expenses total \$338 (\$251 + \$87).

**Line 9.** Rev. Michaels reports his car expenses on this line. However, he cannot deduct the part of his expenses allocable to his tax-free housing allowance. He attaches Attachment 1 (shown later) to his return showing that 25% (or \$63) of his car expenses are not deductible because they are allocable to that tax-free allowance. He subtracts the \$63 from the \$251 and enters the \$188 difference on line 9. Rev. Michaels also reports information regarding his vehicle in Part IV.

**Line 27a.** Rev. Michaels reports \$87 for marriage and family booklets. However, he cannot deduct the part of his expenses allocable to his tax-free housing allowance. He attaches a statement, Attachment 1 (shown later), to his return showing that 25% (or \$22) of his expenses are not deductible because they are allocable to that tax-free allowance. He subtracts the \$22 from the \$87 and enters the \$65 difference on line 27a. He also reports a description of the expense in Part V.

**Line 28.** Rev. Michaels enters his total expenses, less the 25% allocable to his tax-free housing allowance (\$188 + \$65) on line 28.

**Lines 29–31.** He enters his tentative profit of \$3,747 reported on line 29, less any expenses for the business use of his home on line 31. Rev. Michaels did not have any expenses for business use of his home, therefore his net profit is \$3,747. Net profit on Schedule C is also reported on Schedule 1 (Form 1040), line 3.

**Lines 43–47b.** Rev. Michaels fills out these lines to report information about his car.

**Line 48.** Rev. Michaels reports the total other expenses included on line 27a.

**TurboTax Tip:** TurboTax does not appear to calculate the non-deductible portion of the expenses which should be allocated to the tax-free portion of the housing allowance. The taxpayer will need to adjust the miscellaneous expenses and input the non-deductible figure as a negative into the software.

## Schedule SE (Form 1040)

After Rev. Michaels prepares Schedule C, he fills out Schedule SE (Form 1040). Rev. Michaels is a minister, so his salary from the church is not considered church employee income. Additionally, Rev. Michaels did not apply for an exemption from self-employment tax by filing Form 4361 and therefore leaves the first box on Schedule SE unchecked. He fills out the following lines in Part I.

**Line 2.** Rev. Michaels attaches a statement (Attachment 2, shown later) that explains how he figures the amount (\$63,826) he enters here. The calculation in Attachment 2 includes unreimbursed business expenses from his work for the church. Although unreimbursed business expenses are clearly no longer deductible on Schedule A as itemized deductions for federal income tax purposes, these expenses are still deductible by ministers for self-employment tax purposes. Rev. Michaels' records show that he drove 1,204 miles before July 1, 2022, and 1,140 miles after June 30, 2022. He multiplies the miles driven before July 1, 2022, by the mileage rate of 58.5 cents per mile and multiplies the miles driven after June 30, 2022, by the mileage rate of 62.5 cents per mile. The combined result is \$1,417. Additionally, Rev. Michaels paid for \$219 of professional publications and booklets in connection with his work for the church. The total unreimbursed business expenses were \$1,636. After including the \$85 of Schedule C expenses allocable to tax-free income, the total deductions against self-employment income are \$1,721.

**Lines 4a–6.** He multiplies \$63,826 by 0.9235 to get his net earnings from self-employment (\$58,943). This amount is then carried through to line 6 since Rev. Michaels does not have any other adjustments.

**Lines 8a–8d.** Rev. Michaels enters the amount from Box 3 on his Form W-2 issued by the college on lines 8a and 8d, since he had no amounts to be reported on lines 8b or 8c.

**Line 10.** The amount on line 6 is less than \$143,600, so Rev. Michaels multiplies the amount on line 6 (\$58,943) by 0.124 to get the Social Security portion of the self-employment tax of \$7,309.

**Line 11.** He multiplies the amount on line 6 by 0.029 to calculate the Medicare portion of the self-employment tax of \$1,709.

**Line 12.** He adds the Social Security tax from line 10 and the Medicare tax on line 11 to determine his total self-employment tax of \$9,018. Rev. Michaels enters that amount here and on Schedule 2 (Form 1040), lines 4 and 21.

**Line 13.** Rev. Michaels multiplies the amount on line 12 by 0.50 to get his deduction for the employer-equivalent portion of

self-employment tax of \$4,509. He enters that amount here and on *Schedule 1 (Form 1040)*, line 15.

**TurboTax Tip:** The software asks about self-employment tax on clergy wages. The taxpayer should check the box to pay self-employment tax on wages and housing allowance (assuming, as shown in this example, that the minister has not applied for exemption from the self-employment tax). Please note that the software does not appear to automatically reduce self-employment wages by the business expenses allocated to tax-free income. The taxpayer will need to adjust net self-employment income (as shown in *Attachment 2*) and input the reduced figure into the software. This can be done by going into the “Business Taxes” section and selecting “Self-Employment Tax.” Choose “Make Adjustments” and enter in the “Ministerial Business Expenses” item the additional expenses that were not deducted elsewhere on the return (\$1,721 in this example – see *Attachment 2*).

### **Form 1040, Lines 1–18 and Schedule 1 (Form 1040)**

Before Rev. Michaels can prepare *Form 8995* to compute the Qualified Business Income (QBI) Deduction for 2022 and *Schedule 8812* to compute the Child Tax Credit for 2022, he must complete certain parts of *Form 1040*.

He fills out *Form 1040*, along with *Schedules 1–3* to the extent required. He files a joint return with his wife. First, he fills out *Form 1040*, Page 1 and completes the appropriate lines for his filing status and exemptions. Then, he fills out the rest of the forms as follows:

**Form 1040, line 1a.** Rev. Michaels reports \$48,400. This amount is the total of the amounts reported in Box 1 of both his *Forms W-2* (\$45,000 from the church and \$3,400 from the college).

**Form 1040, line 1h.** While not abundantly clear, with the revisions made to the *Form 1040* for 2022, it appears that the \$240 excess housing allowance (the excess of the amount designated and paid to Rev. Michaels as a housing allowance over the lesser of his actual expenses and the fair rental value of his home, including furnishings and utilities) can be reported at line 1h, Other earned income.

**Form 1040, line 1z.** Rev. Michaels adds the amounts reported on line 1a and line 1h and enters \$48,640 on line 1z.

**Schedule 1 (Form 1040), line 3.** He reports his net profit of \$3,747 from *Schedule C*, line 31. Since no other amounts are reported on *Schedule 1 (Form 1040)*, lines 1–8, he also reports this amount on line 10, and carries the figure to *Form 1040*, line 8.

**Form 1040, line 9.** Rev. Michaels adds *Form 1040* line 1z and the amount reported on *Form 1040*, line 8 and enters the total (\$52,387) on line 9.

**Form 1040, line 10.** Because Rev. Michaels has reported deductible self-employment tax on *Schedule 1 (Form 1040)* line 15, Rev. Michaels completes the remainder of Part II of *Schedule 1*. Since there are no other amounts listed on lines 11–24, Rev. Michaels reports \$4,509 on line 26 and enters this amount on *Form 1040*, line 10.

**Form 1040, line 12.** He enters the standard deduction for taxpayers filing MFJ (\$25,900) since this is greater than Rev. Michaels’ potential 2022 itemized deductions.

**Form 1040, line 13.** Rev. Michaels adds the QBI deduction on *Form 8995*, line 15 (*Form 8995* is prepared below) and enters the total (\$696) on line 13.

**Form 1040, line 14.** Rev. Michaels adds the amounts on *Form 1040*, line 12 and line 13 and enters the total (\$26,596) on line 14.

**Form 1040, line 15.** Subtract line 14 from line 11. This amount is taxable income.

**Form 1040, page 2, lines 16 and 18.** Rev. Michaels uses the tax tables in the 2022 *Form 1040* instructions to determine his applicable tax and enters the amount (\$2,142) on the space provided on lines 16 and 18.

Rev. Michaels now completes *Form 8995* and *Schedule 8812* before completing the remainder of *Form 1040*.

### **Qualified Business Income Deduction (Form 8995)**

**Ministers who have net profit reported on Schedule C for ministerial services and who have 2022 taxable income of less than \$170,050 (\$340,100 if MFJ) before the application of a qualified business income (QBI) deduction may be eligible for the QBI deduction.**

After Rev. Michaels prepares *Schedule SE* and portions of *Form 1040*, he fills out *Form 8995*.

**Line 1i.** In Columns (a) and (b), Rev. Michaels enters the information regarding his ministerial income. In Column (c), Rev. Michaels reports the net profit or (loss) from *Schedule C*, line 31 (\$3,747) less the portion of the deduction for self-employment taxes allocable to this net profit ( $\$3,747 * 0.9235 * 0.153 * 0.5 = \$265$ ) which results in \$3,482 on line 1i, Column (c). Since there are no other amounts listed on lines 1ii–1v, he also reports the amount on line 2.

**Line 4.** Rev. Michaels adds the total QBI or loss reported on line 2 (\$3,482) to any qualified business net losses carried forward from the prior year. Since there are no qualified

business net losses carried forward from the prior year, he enters the amount on line 4.

**Line 5.** Rev. Michaels multiplies line 4 by 20% and enters the resulting amount (\$696) on line 5. Since there are no other amounts reported on lines 6–9, he also reports this amount on line 10.

**Line 11.** Rev. Michaels adds the total taxable income before the QBI deduction (\$21,978) on line 11. This amount is equal to *Form 1040*, line 11 (\$47,878) less *Form 1040*, line 12 (\$25,900). Since there is no amount reported on line 12, he also reports this amount on line 13.

**Line 15.** Rev. Michaels multiplies line 13 by 20% (\$4,396), which he reports on line 14. He then reports the lesser of line 10 or line 14 on line 15 (\$696). Rev. Michaels also enters this amount on *Form 1040*, line 13.

**Lines 16–17.** Rev. Michaels enters \$0 on line 16 — since line 2 plus line 3 is greater than zero — and enters \$0 on line 17 since lines 6 and 7 were \$0.

### Credits for Qualifying Children and Other Dependents (*Schedule 8812*)

Rev. Michaels prepares *Schedule 8812* to calculate the amount of the child tax credit for 2022.

**Lines 1–3.** Rev. Michaels enters in the amount from *Form 1040*, line 11 on lines 1 and 3, since he does not have any amounts to report on lines 2a–2d.

**Line 4.** Rev. Michaels enters 1 at line 4 since the Michaels household had one qualifying child under the age of 17 at the end of 2022. Line 4 is multiplied by \$2,000, and \$2,000 is entered on lines 5 and 8 (since the Michaels did not have any other dependents to enter on line 6).

**Line 9.** Rev. Michaels enters \$400,000 since his filing status is MFJ.

**Lines 10–11.** Rev. Michaels enters \$0 because line 3 (\$47,878) less line 9 (\$400,000) is less than \$0.

**Line 12.** Rev. Michaels enters \$2,000 (line 8 less line 11).

**Line 13.** Rev. Michaels refers to the *Credit Limit Worksheet A* in the *Schedule 8812* instructions and enters \$2,142 on line 13.

**Line 14.** Rev. Michaels enters \$2,000, the smaller of line 12 or 13. Rev. Michaels also enters \$2,000 on *Form 1040*, line 19.

**Line 16a.** Rev. Michaels enters \$0 on line 16a because line 12 less line 14 is \$0. As directed by line 16a, Rev. Michaels skips the remainder of the form and enters \$0 on line 27.

### *Form 1040*, Lines 19–28 and *Schedule 2 (Form 1040)*

After Rev. Michaels prepares the above schedules, he completes the remainder of *Form 1040*.

***Form 1040*, page 2, line 19.** The Michaels can take the child tax credit for their daughter, Jennifer. Jennifer is under the age of 17 at the end of 2022. Rev. Michaels figured the credit by completing *Schedule 8812*.

***Form 1040*, page 2, line 23 and *Schedule 2 (Form 1040)*.** Rev. Michaels completes *Schedule 2 (Form 1040)*. Since the only amount reported on *Schedule 2 (Form 1040)* is his self-employment tax from *Schedule SE*, he reports the amount (\$9,018) on *Schedule 2 (Form 1040)* lines 4 and 21, and on *Form 1040*, page 2, line 23.

***Form 1040*, page 2, line 24.** He adds the amount reported on line 22 and the self-employment taxes reported on line 23. This represents his total tax obligation.


***Form 1040*, page 2, lines 25a and 25d.** He enters the federal income tax shown in Box 2 of his *Form W-2* from the college (no amount was reported in Box 2 of his *Form W-2* from the church).

***Form 1040*, page 2, line 26.** Rev. Michaels enters the \$12,000 estimated tax payments he made for the year on line 26.

***Form 1040*, page 2, lines 27–32.** Rev. Michaels completes the earned income credit (EIC) worksheet in the *Form 1040* instructions and determines that he does not qualify for the EIC. Accordingly, Rev. Michaels does not enter any amount on lines 27–32.

***Form 1040*, page 2, line 33.** Rev. Michaels adds the amount reported on lines 25d and 26 to show the total tax payments made on line 33 (\$12,272).

***Form 1040*, page 2, line 34.** Rev. Michaels totals his overpayment by subtracting line 33 from line 24 (\$3,112).

		a Employee's social security number <b>011-00-1111</b>		OMB No. 1545-0008		Safe, accurate, FAST! Use				Visit the IRS website at <a href="http://www.irs.gov/efile">www.irs.gov/efile</a>	
b Employer identification number (EIN) <b>00-0246810</b>				1 Wages, tips, other compensation <b>45000.00</b>		2 Federal income tax withheld					
c Employer's name, address, and ZIP code  <b>First Baptist Church 1042 Main Street Hometown, Texas 77099</b>				3 Social security wages		4 Social security tax withheld					
				5 Medicare wages and tips		6 Medicare tax withheld					
				7 Social security tips		8 Allocated tips					
d Control number				9		10 Dependent care benefits					
e Employee's first name and initial		Last name		Suff.		11 Nonqualified plans		12a See instructions for box 12			
John E. Michaels 1040 Main Street Hometown, Texas 77099						13 Statutory employee Retirement plan Third-party sick pay		12b			
						<input type="checkbox"/> <input type="checkbox"/> <input type="checkbox"/>		12c			
						14 Other <b>Housing Allowance</b> <b>16800.00</b>		12d			
f Employee's address and ZIP code											
15 State Employer's state ID number		16 State wages, tips, etc.		17 State income tax		18 Local wages, tips, etc.		19 Local income tax		20 Locality name	

Form **W-2** Wage and Tax Statement


**2022**

Department of the Treasury—Internal Revenue Service

Copy B—To Be Filed With Employee's FEDERAL Tax Return.  
This information is being furnished to the Internal Revenue Service.

SAMPLE



		<b>a</b> Employee's social security number <b>011-00-1111</b>		OMB No. 1545-0008		Safe, accurate, <b>FAST! Use</b>				Visit the IRS website at <a href="http://www.irs.gov/efile">www.irs.gov/efile</a>		
<b>b</b> Employer identification number (EIN) <b>00-1357913</b>				<b>1</b> Wages, tips, other compensation <b>3400.00</b>		<b>2</b> Federal income tax withheld <b>272.00</b>						
<b>c</b> Employer's name, address, and ZIP code  <b>Hometown College 40 Honor Road Hometown, Texas 77099</b>				<b>3</b> Social security wages <b>3400.00</b>		<b>4</b> Social security tax withheld <b>210.80</b>						
				<b>5</b> Medicare wages and tips <b>3400.00</b>		<b>6</b> Medicare tax withheld <b>49.30</b>						
				<b>7</b> Social security tips		<b>8</b> Allocated tips						
<b>d</b> Control number				<b>9</b>		<b>10</b> Dependent care benefits						
<b>e</b> Employee's first name and initial		Last name		Suff.		<b>11</b> Nonqualified plans		<b>12a</b> See instructions for box 12				
<b>John E.</b>		<b>Michaels</b>						<b>12b</b>				
<b>1040 Main Street</b>		<b>Hometown, Texas 77099</b>				<b>13</b> Statutory employee <input type="checkbox"/> Retirement plan <input type="checkbox"/> Third-party sick pay <input type="checkbox"/>		<b>12c</b>				
								<b>12d</b>				
<b>f</b> Employee's address and ZIP code												
<b>15</b> State		Employer's state ID number		<b>16</b> State wages, tips, etc.		<b>17</b> State income tax		<b>18</b> Local wages, tips, etc.		<b>19</b> Local income tax		<b>20</b> Locality name

Form **W-2** Wage and Tax Statement

**2022**

Department of the Treasury—Internal Revenue Service

Copy B—To Be Filed With Employee's FEDERAL Tax Return.

This information is being furnished to the Internal Revenue Service.

SAMPLE

**Filing Status**  Single  Married filing jointly  Married filing separately (MFS)  Head of household (HOH)  Qualifying surviving spouse (QSS)

Check only one box.

If you checked the MFS box, enter the name of your spouse. If you checked the HOH or QSS box, enter the child's name if the qualifying person is a child but not your dependent:

Your first name and middle initial <b>John E.</b>	Last name <b>Michaels</b>	Your social security number 011   00   1111
If joint return, spouse's first name and middle initial <b>Susan R.</b>	Last name <b>Michaels</b>	Spouse's social security number 011   00   2222

Home address (number and street). If you have a P.O. box, see instructions. <b>1040 Main Street</b>		Apt. no.	<b>Presidential Election Campaign</b> Check here if you, or your spouse if filing jointly, want \$3 to go to this fund. Checking a box below will not change your tax or refund. <input type="checkbox"/> You <input type="checkbox"/> Spouse
City, town, or post office. If you have a foreign address, also complete spaces below. <b>Hometown</b>	State <b>TX</b>	ZIP code <b>77099</b>	
Foreign country name	Foreign province/state/county	Foreign postal code	

**Digital Assets** At any time during 2022, did you: (a) receive (as a reward, award, or payment for property or services); or (b) sell, exchange, gift, or otherwise dispose of a digital asset (or a financial interest in a digital asset)? (See instructions.)  Yes  No

**Standard Deduction** **Someone can claim:**  You as a dependent  Your spouse as a dependent  Spouse itemizes on a separate return or you were a dual-status alien

**Age/Blindness** **You:**  Were born before January 2, 1958  Are blind **Spouse:**  Was born before January 2, 1958  Is blind

Dependents (see instructions): If more than four dependents, see instructions and check here <input type="checkbox"/>	(1) First name		(2) Social security number		(3) Relationship to you	(4) Check the box if qualifies for (see instructions):		
	Last name					Child tax credit	Credit for other dependents	
	<b>Jennifer</b>	<b>Michaels</b>	<b>011</b>	<b>00</b>	<b>3333</b>	<b>Daughter</b>	<input checked="" type="checkbox"/>	<input type="checkbox"/>
							<input type="checkbox"/>	<input type="checkbox"/>
							<input type="checkbox"/>	<input type="checkbox"/>
							<input type="checkbox"/>	<input type="checkbox"/>

Income	1a	1b	1c	1d	1e	1f	1g	1h	1i	1z
<b>1a</b> Total amount from Form(s) W-2, box 1 (see instructions)										48,400
<b>b</b> Household employee wages not reported on Form(s) W-2										
<b>c</b> Tip income not reported on line 1a (see instructions)										
<b>d</b> Medicaid waiver payments not reported on Form(s) W-2 (see instructions)										
<b>e</b> Taxable dependent care benefits from Form 2441, line 26										
<b>f</b> Employer-provided adoption benefits from Form 8839, line 29										
<b>g</b> Wages from Form 8919, line 6										
<b>h</b> Other earned income (see instructions)								240		
<b>i</b> Nontaxable combat pay election (see instructions)										
<b>z</b> Add lines 1a through 1h										48,640
<b>2a</b> Tax-exempt interest										
<b>3a</b> Qualified dividends										
<b>4a</b> IRA distributions										
<b>5a</b> Pensions and annuities										
<b>6a</b> Social security benefits										
<b>c</b> If you elect to use the lump-sum election method, check here (see instructions)										
<b>7</b> Capital gain or (loss). Attach Schedule D if required. If not required, check here										
<b>8</b> Other income from Schedule 1, line 10										3,747
<b>9</b> Add lines 1z, 2b, 3b, 4b, 5b, 6b, 7, and 8. This is your <b>total income</b>										52,387
<b>10</b> Adjustments to income from Schedule 1, line 26										4,509
<b>11</b> Subtract line 10 from line 9. This is your <b>adjusted gross income</b>										47,878
<b>12</b> <b>Standard deduction or itemized deductions</b> (from Schedule A)										25,900
<b>13</b> Qualified business income deduction from Form 8995 or Form 8995-A										696
<b>14</b> Add lines 12 and 13										26,596
<b>15</b> Subtract line 14 from line 11. If zero or less, enter -0-. This is your <b>taxable income</b>										21,282

Excess allowance \$240

Attach Sch. B if required.

**Standard Deduction for—**  
 • Single or Married filing separately, \$12,950  
 • Married filing jointly or Qualifying surviving spouse, \$25,900  
 • Head of household, \$19,400  
 • If you checked any box under *Standard Deduction*, see instructions.

<b>Tax and Credits</b>	<b>16</b>	<b>Tax</b> (see instructions). Check if any from Form(s): 1 <input type="checkbox"/> 8814 2 <input type="checkbox"/> 4972 3 <input type="checkbox"/> _____	<b>16</b>	2,142
	<b>17</b>	Amount from Schedule 2, line 3	<b>17</b>	
	<b>18</b>	Add lines 16 and 17	<b>18</b>	2,142
	<b>19</b>	Child tax credit or credit for other dependents from Schedule 8812	<b>19</b>	2,000
	<b>20</b>	Amount from Schedule 3, line 8	<b>20</b>	
	<b>21</b>	Add lines 19 and 20	<b>21</b>	2,000
	<b>22</b>	Subtract line 21 from line 18. If zero or less, enter -0-	<b>22</b>	142
	<b>23</b>	Other taxes, including self-employment tax, from Schedule 2, line 21	<b>23</b>	9,018
<b>24</b>	Add lines 22 and 23. This is your <b>total tax</b>	<b>24</b>	9,160	

<b>Payments</b>	<b>25</b>	Federal income tax withheld from:		
	<b>a</b>	Form(s) W-2	<b>25a</b>	272
	<b>b</b>	Form(s) 1099	<b>25b</b>	
	<b>c</b>	Other forms (see instructions)	<b>25c</b>	
	<b>d</b>	Add lines 25a through 25c	<b>25d</b>	272
	<b>26</b>	2022 estimated tax payments and amount applied from 2021 return	<b>26</b>	12,000
	<b>27</b>	Earned income credit (EIC)	<b>27</b>	
	<b>28</b>	Additional child tax credit from Schedule 8812	<b>28</b>	
	<b>29</b>	American opportunity credit from Form 8863, line 8	<b>29</b>	
	<b>30</b>	Reserved for future use	<b>30</b>	
	<b>31</b>	Amount from Schedule 3, line 15	<b>31</b>	
	<b>32</b>	Add lines 27, 28, 29, and 31. These are your <b>total other payments and refundable credits</b>	<b>32</b>	
<b>33</b>	Add lines 25d, 26, and 32. These are your <b>total payments</b>	<b>33</b>	12,272	

<b>Refund</b>	<b>34</b>	If line 33 is more than line 24, subtract line 24 from line 33. This is the amount you <b>overpaid</b>	<b>34</b>	3,112
	<b>35a</b>	Amount of line 34 you want <b>refunded to you</b> . If Form 8888 is attached, check here <input type="checkbox"/>	<b>35a</b>	
	<b>b</b>	Routing number: _____	<b>c</b>	Type: <input type="checkbox"/> Checking <input type="checkbox"/> Savings
	<b>d</b>	Account number: _____		
<b>36</b>	Amount of line 34 you want <b>applied to your 2023 estimated tax</b>	<b>36</b>	3,112	

<b>Amount You Owe</b>	<b>37</b>	Subtract line 33 from line 24. This is the <b>amount you owe</b> . For details on how to pay, go to <a href="http://www.irs.gov/Payments">www.irs.gov/Payments</a> or see instructions	<b>37</b>	
	<b>38</b>	Estimated tax penalty (see instructions)	<b>38</b>	

**Third Party Designee** Do you want to allow another person to discuss this return with the IRS? See instructions  **Yes. Complete below.**  **No**

Designee's name \_\_\_\_\_ Phone no. \_\_\_\_\_ Personal identification number (PIN) \_\_\_\_\_

**Sign Here** Under penalties of perjury, I declare that I have examined this return and accompanying schedules and statements, and to the best of my knowledge and belief, they are true, correct, and complete. Declaration of preparer (other than taxpayer) is based on all information of which preparer has any knowledge.

Joint return? See instructions. Keep a copy for your records.	Your signature <i>John Michaels</i>	Date 3/15/23	Your occupation Minister	If the IRS sent you an Identity Protection PIN, enter it here (see inst.) _____
	Spouse's signature. If a joint return, <b>both</b> must sign. <i>Susan Michaels</i>	Date 3/15/23	Spouse's occupation Homemaker	If the IRS sent your spouse an Identity Protection PIN, enter it here (see inst.) _____
	Phone no. _____	Email address _____		

**Paid Preparer Use Only**

Preparer's name	Preparer's signature	Date	PTIN	Check if: <input type="checkbox"/> Self-employed
Firm's name	Firm's address			Phone no.
Firm's address				Firm's EIN

**SCHEDULE 1**  
**(Form 1040)**

Department of the Treasury  
Internal Revenue Service

**Additional Income and Adjustments to Income**

Attach to Form 1040, 1040-SR, or 1040-NR.

Go to [www.irs.gov/Form1040](http://www.irs.gov/Form1040) for instructions and the latest information.

OMB No. 1545-0074

**2022**

Attachment  
Sequence No. **01**

Name(s) shown on Form 1040, 1040-SR, or 1040-NR

John E. & Susan R. Michaels

Your social security number

011-00-1111

**Part I Additional Income**

<b>1</b>	Taxable refunds, credits, or offsets of state and local income taxes	<b>1</b>	
<b>2a</b>	Alimony received	<b>2a</b>	
<b>b</b>	Date of original divorce or separation agreement (see instructions):		
<b>3</b>	Business income or (loss). Attach Schedule C	<b>3</b>	3,747
<b>4</b>	Other gains or (losses). Attach Form 4797	<b>4</b>	
<b>5</b>	Rental real estate, royalties, partnerships, S corporations, trusts, etc. Attach Schedule E	<b>5</b>	
<b>6</b>	Farm income or (loss). Attach Schedule F	<b>6</b>	
<b>7</b>	Unemployment compensation	<b>7</b>	
<b>8</b>	Other income:		
<b>a</b>	Net operating loss	<b>8a</b>	( )
<b>b</b>	Gambling	<b>8b</b>	
<b>c</b>	Cancellation of debt	<b>8c</b>	
<b>d</b>	Foreign earned income exclusion from Form 2555	<b>8d</b>	( )
<b>e</b>	Income from Form 8853	<b>8e</b>	
<b>f</b>	Income from Form 8889	<b>8f</b>	
<b>g</b>	Alaska Permanent Fund dividends	<b>8g</b>	
<b>h</b>	Jury duty pay	<b>8h</b>	
<b>i</b>	Prizes and awards	<b>8i</b>	
<b>j</b>	Activity not engaged in for profit income	<b>8j</b>	
<b>k</b>	Stock options	<b>8k</b>	
<b>l</b>	Income from the rental of personal property if you engaged in the rental for profit but were not in the business of renting such property	<b>8l</b>	
<b>m</b>	Olympic and Paralympic medals and USOC prize money (see instructions)	<b>8m</b>	
<b>n</b>	Section 951(a) inclusion (see instructions)	<b>8n</b>	
<b>o</b>	Section 951A(a) inclusion (see instructions)	<b>8o</b>	
<b>p</b>	Section 461(l) excess business loss adjustment	<b>8p</b>	
<b>q</b>	Taxable distributions from an ABL account (see instructions)	<b>8q</b>	
<b>r</b>	Scholarship and fellowship grants not reported on Form W-2	<b>8r</b>	
<b>s</b>	Nontaxable amount of Medicaid waiver payments included on Form 1040, line 1a or 1d	<b>8s</b>	( )
<b>t</b>	Pension or annuity from a nonqualified deferred compensation plan or a nongovernmental section 457 plan	<b>8t</b>	
<b>u</b>	Wages earned while incarcerated	<b>8u</b>	
<b>z</b>	Other income. List type and amount:	<b>8z</b>	
<b>9</b>	Total other income. Add lines 8a through 8z	<b>9</b>	
<b>10</b>	Combine lines 1 through 7 and 9. Enter here and on Form 1040, 1040-SR, or 1040-NR, line 8	<b>10</b>	3,747

For Paperwork Reduction Act Notice, see your tax return instructions.

Cat. No. 71479F

Schedule 1 (Form 1040) 2022

**Part II Adjustments to Income**

<b>11</b>	Educator expenses . . . . .	<b>11</b>	
<b>12</b>	Certain business expenses of reservists, performing artists, and fee-basis government officials. Attach Form 2106 . . . . .	<b>12</b>	
<b>13</b>	Health savings account deduction. Attach Form 8889 . . . . .	<b>13</b>	
<b>14</b>	Moving expenses for members of the Armed Forces. Attach Form 3903 . . . . .	<b>14</b>	
<b>15</b>	Deductible part of self-employment tax. Attach Schedule SE . . . . .	<b>15</b>	4,509
<b>16</b>	Self-employed SEP, SIMPLE, and qualified plans . . . . .	<b>16</b>	
<b>17</b>	Self-employed health insurance deduction . . . . .	<b>17</b>	
<b>18</b>	Penalty on early withdrawal of savings . . . . .	<b>18</b>	
<b>19a</b>	Alimony paid . . . . .	<b>19a</b>	
<b>b</b>	Recipient's SSN . . . . .		
<b>c</b>	Date of original divorce or separation agreement (see instructions): . . . . .		
<b>20</b>	IRA deduction . . . . .	<b>20</b>	
<b>21</b>	Student loan interest deduction . . . . .	<b>21</b>	
<b>22</b>	Reserved for future use . . . . .	<b>22</b>	
<b>23</b>	Archer MSA deduction . . . . .	<b>23</b>	
<b>24</b>	Other adjustments:		
<b>a</b>	Jury duty pay (see instructions) . . . . .	<b>24a</b>	
<b>b</b>	Deductible expenses related to income reported on line 8l from the rental of personal property engaged in for profit . . . . .	<b>24b</b>	
<b>c</b>	Nontaxable amount of the value of Olympic and Paralympic medals and USOC prize money reported on line 8m . . . . .	<b>24c</b>	
<b>d</b>	Reforestation amortization and expenses . . . . .	<b>24d</b>	
<b>e</b>	Repayment of supplemental unemployment benefits under the Trade Act of 1974 . . . . .	<b>24e</b>	
<b>f</b>	Contributions to section 501(c)(18)(D) pension plans . . . . .	<b>24f</b>	
<b>g</b>	Contributions by certain chaplains to section 403(b) plans . . . . .	<b>24g</b>	
<b>h</b>	Attorney fees and court costs for actions involving certain unlawful discrimination claims (see instructions) . . . . .	<b>24h</b>	
<b>i</b>	Attorney fees and court costs you paid in connection with an award from the IRS for information you provided that helped the IRS detect tax law violations . . . . .	<b>24i</b>	
<b>j</b>	Housing deduction from Form 2555 . . . . .	<b>24j</b>	
<b>k</b>	Excess deductions of section 67(e) expenses from Schedule K-1 (Form 1041) . . . . .	<b>24k</b>	
<b>z</b>	Other adjustments. List type and amount: _____	<b>24z</b>	
<b>25</b>	Total other adjustments. Add lines 24a through 24z . . . . .	<b>25</b>	
<b>26</b>	Add lines 11 through 23 and 25. These are your <b>adjustments to income</b> . Enter here and on Form 1040 or 1040-SR, line 10, or Form 1040-NR, line 10a . . . . .	<b>26</b>	4,509

**SCHEDULE 2  
(Form 1040)**

Department of the Treasury  
Internal Revenue Service

**Additional Taxes**

Attach to Form 1040, 1040-SR, or 1040-NR.  
Go to [www.irs.gov/Form1040](http://www.irs.gov/Form1040) for instructions and the latest information.

OMB No. 1545-0074

**2022**

Attachment  
Sequence No. **02**

Name(s) shown on Form 1040, 1040-SR, or 1040-NR

John E. & Susan R. Michaels

Your social security number

011-00-1111

**Part I Tax**

1	Alternative minimum tax. Attach Form 6251 . . . . .	1	
2	Excess advance premium tax credit repayment. Attach Form 8962 . . . . .	2	
3	Add lines 1 and 2. Enter here and on Form 1040, 1040-SR, or 1040-NR, line 17 . . . . .	3	

**Part II Other Taxes**

4	Self-employment tax. Attach Schedule SE . . . . .	4	9,018
5	Social security and Medicare tax on unreported tip income. Attach Form 4137 . . . . .	5	
6	Uncollected social security and Medicare tax on wages. Attach Form 8919 . . . . .	6	
7	Total additional social security and Medicare tax. Add lines 5 and 6 . . . . .	7	
8	Additional tax on IRAs or other tax-favored accounts. Attach Form 5329 if required. If not required, check here . . . . . <input type="checkbox"/>	8	
9	Household employment taxes. Attach Schedule H . . . . .	9	
10	Repayment of first-time homebuyer credit. Attach Form 5405 if required . . . . .	10	
11	Additional Medicare Tax. Attach Form 8959 . . . . .	11	
12	Net investment income tax. Attach Form 8960 . . . . .	12	
13	Uncollected social security and Medicare or RRTA tax on tips or group-term life insurance from Form W-2, box 12 . . . . .	13	
14	Interest on tax due on installment income from the sale of certain residential lots and timeshares . . . . .	14	
15	Interest on the deferred tax on gain from certain installment sales with a sales price over \$150,000 . . . . .	15	
16	Recapture of low-income housing credit. Attach Form 8611 . . . . .	16	

(continued on page 2)

For Paperwork Reduction Act Notice, see your tax return instructions.

Cat. No. 71478U

Schedule 2 (Form 1040) 2022

**Part II Other Taxes** *(continued)*

<b>17</b>	Other additional taxes:		
	<b>a</b> Recapture of other credits. List type, form number, and amount:		
	_____	<b>17a</b>	
	<b>b</b> Recapture of federal mortgage subsidy, if you sold your home see instructions . . . . .	<b>17b</b>	
	<b>c</b> Additional tax on HSA distributions. Attach Form 8889 . . . . .	<b>17c</b>	
	<b>d</b> Additional tax on an HSA because you didn't remain an eligible individual. Attach Form 8889 . . . . .	<b>17d</b>	
	<b>e</b> Additional tax on Archer MSA distributions. Attach Form 8853 . . . . .	<b>17e</b>	
	<b>f</b> Additional tax on Medicare Advantage MSA distributions. Attach Form 8853 . . . . .	<b>17f</b>	
	<b>g</b> Recapture of a charitable contribution deduction related to a fractional interest in tangible personal property . . . . .	<b>17g</b>	
	<b>h</b> Income you received from a nonqualified deferred compensation plan that fails to meet the requirements of section 409A . . . . .	<b>17h</b>	
	<b>i</b> Compensation you received from a nonqualified deferred compensation plan described in section 457A . . . . .	<b>17i</b>	
	<b>j</b> Section 72(m)(5) excess benefits tax . . . . .	<b>17j</b>	
	<b>k</b> Golden parachute payments . . . . .	<b>17k</b>	
	<b>l</b> Tax on accumulation distribution of trusts . . . . .	<b>17l</b>	
	<b>m</b> Excise tax on insider stock compensation from an expatriated corporation . . . . .	<b>17m</b>	
	<b>n</b> Look-back interest under section 167(g) or 460(b) from Form 8697 or 8866 . . . . .	<b>17n</b>	
	<b>o</b> Tax on non-effectively connected income for any part of the year you were a nonresident alien from Form 1040-NR . . . . .	<b>17o</b>	
	<b>p</b> Any interest from Form 8621, line 16f, relating to distributions from, and dispositions of, stock of a section 1291 fund . . . . .	<b>17p</b>	
	<b>q</b> Any interest from Form 8621, line 24 . . . . .	<b>17q</b>	
	<b>z</b> Any other taxes. List type and amount: _____	<b>17z</b>	
	_____		
<b>18</b>	Total additional taxes. Add lines 17a through 17z . . . . .		<b>18</b>
<b>19</b>	Reserved for future use . . . . .		<b>19</b>
<b>20</b>	Section 965 net tax liability installment from Form 965-A . . . . .	<b>20</b>	
<b>21</b>	Add lines 4, 7 through 16, and 18. These are your <b>total other taxes</b> . Enter here and on Form 1040 or 1040-SR, line 23, or Form 1040-NR, line 23b . . . . .		<b>21</b>

**SCHEDULE C  
(Form 1040)**

Department of the Treasury  
Internal Revenue Service

**Profit or Loss From Business**  
(Sole Proprietorship)

Go to [www.irs.gov/ScheduleC](http://www.irs.gov/ScheduleC) for instructions and the latest information.

Attach to Form 1040, 1040-SR, 1040-NR, or 1041; partnerships must generally file Form 1065.

OMB No. 1545-0074

**2022**

Attachment  
Sequence No. **09**

Name of proprietor  
**John E. Michaels**

**A** Principal business or profession, including product or service (see instructions)  
**Minister**

**C** Business name. If no separate business name, leave blank.

**E** Business address (including suite or room no.) 1040 Main Street  
City, town or post office, state, and ZIP code Hometown, Texas 77099

**F** Accounting method: (1)  Cash (2)  Accrual (3)  Other (specify) \_\_\_\_\_

**G** Did you "materially participate" in the operation of this business during 2022? If "No," see instructions for limit on losses .  Yes  No

**H** If you started or acquired this business during 2022, check here . . . . .

**I** Did you make any payments in 2022 that would require you to file Form(s) 1099? See instructions . . . . .  Yes  No

**J** If "Yes," did you or will you file required Form(s) 1099? . . . . .  Yes  No

**B** Enter code from instructions  
**8 1 3 0 0 0**

**D** Employer ID number (EIN) (see instr.)

**Part I Income**

<b>1</b>	Gross receipts or sales. See instructions for line 1 and check the box if this income was reported to you on Form W-2 and the "Statutory employee" box on that form was checked . . . . . <input type="checkbox"/>	<b>1</b>	<b>4,000</b>
<b>2</b>	Returns and allowances . . . . .	<b>2</b>	
<b>3</b>	Subtract line 2 from line 1 . . . . .	<b>3</b>	<b>4,000</b>
<b>4</b>	Cost of goods sold (from line 42) . . . . .	<b>4</b>	
<b>5</b>	<b>Gross profit.</b> Subtract line 4 from line 3 . . . . .	<b>5</b>	<b>4,000</b>
<b>6</b>	Other income, including federal and state gasoline or fuel tax credit or refund (see instructions) . . . . .	<b>6</b>	
<b>7</b>	<b>Gross income.</b> Add lines 5 and 6 . . . . .	<b>7</b>	<b>4,000</b>

**Part II Expenses.** Enter expenses for business use of your home **only** on line 30.

<b>8</b>	Advertising . . . . .	<b>8</b>		<b>18</b>	Office expense (see instructions) . . . . .	<b>18</b>	
<b>9</b>	Car and truck expenses (see instructions) . . . . .	<b>9</b>	<b>188</b>	<b>19</b>	Pension and profit-sharing plans . . . . .	<b>19</b>	
<b>10</b>	Commissions and fees . . . . .	<b>10</b>		<b>20</b>	Rent or lease (see instructions):		
<b>11</b>	Contract labor (see instructions) . . . . .	<b>11</b>		<b>a</b>	Vehicles, machinery, and equipment . . . . .	<b>20a</b>	
<b>12</b>	Depletion . . . . .	<b>12</b>		<b>b</b>	Other business property . . . . .	<b>20b</b>	
<b>13</b>	Depreciation and section 179 expense deduction (not included in Part III) (see instructions) . . . . .	<b>13</b>		<b>21</b>	Repairs and maintenance . . . . .	<b>21</b>	
<b>14</b>	Employee benefit programs (other than on line 19) . . . . .	<b>14</b>		<b>22</b>	Supplies (not included in Part III) . . . . .	<b>22</b>	
<b>15</b>	Insurance (other than health) . . . . .	<b>15</b>		<b>23</b>	Taxes and licenses . . . . .	<b>23</b>	
<b>16</b>	Interest (see instructions):			<b>24</b>	Travel and meals:		
<b>a</b>	Mortgage (paid to banks, etc.) . . . . .	<b>16a</b>		<b>a</b>	Travel . . . . .	<b>24a</b>	
<b>b</b>	Other . . . . .	<b>16b</b>		<b>b</b>	Deductible meals (see instructions) . . . . .	<b>24b</b>	
<b>17</b>	Legal and professional services . . . . .	<b>17</b>		<b>25</b>	Utilities . . . . .	<b>25</b>	
<b>25</b>				<b>26</b>	Wages (less employment credits) . . . . .	<b>26</b>	
<b>26</b>				<b>27a</b>	Other expenses (from line 48) . . . . .	<b>27a</b>	<b>65</b>
<b>27a</b>				<b>b</b>	<b>Reserved for future use</b> . . . . .	<b>27b</b>	
<b>28</b>	<b>Total expenses</b> before expenses for business use of home. Add lines 8 through 27a . . . . .	<b>28</b>	<b>253</b>	<b>28</b>		<b>28</b>	<b>253</b>
<b>29</b>	Tentative profit or (loss). Subtract line 28 from line 7 . . . . .	<b>29</b>	<b>3,747</b>	<b>29</b>		<b>29</b>	<b>3,747</b>
<b>30</b>	Expenses for business use of your home. Do not report these expenses elsewhere. Attach Form 8829 unless using the simplified method. See instructions. <b>Simplified method filers only:</b> Enter the total square footage of (a) your home: _____ and (b) the part of your home used for business: _____. Use the Simplified Method Worksheet in the instructions to figure the amount to enter on line 30 . . . . .	<b>30</b>		<b>30</b>		<b>30</b>	
<b>31</b>	<b>Net profit or (loss).</b> Subtract line 30 from line 29. • If a profit, enter on both <b>Schedule 1 (Form 1040), line 3</b> , and on <b>Schedule SE, line 2</b> . (If you checked the box on line 1, see instructions.) Estates and trusts, enter on <b>Form 1041, line 3</b> . • If a loss, you <b>must</b> go to line 32.	<b>31</b>	<b>3,747</b>	<b>31</b>		<b>31</b>	<b>3,747</b>
<b>32</b>	If you have a loss, check the box that describes your investment in this activity. See instructions. • If you checked 32a, enter the loss on both <b>Schedule 1 (Form 1040), line 3</b> , and on <b>Schedule SE, line 2</b> . (If you checked the box on line 1, see the line 31 instructions.) Estates and trusts, enter on <b>Form 1041, line 3</b> . • If you checked 32b, you <b>must</b> attach <b>Form 6198</b> . Your loss may be limited.			<b>32a</b>	<input type="checkbox"/> All investment is at risk.	<b>32b</b>	<input type="checkbox"/> Some investment is not at risk.

For Paperwork Reduction Act Notice, see the separate instructions.

Cat. No. 11334P

Schedule C (Form 1040) 2022



**Part III Cost of Goods Sold** (see instructions)

33 Method(s) used to value closing inventory:    **a**  Cost    **b**  Lower of cost or market    **c**  Other (attach explanation)

34 Was there any change in determining quantities, costs, or valuations between opening and closing inventory?  
If "Yes," attach explanation . . . . .  **Yes**     **No**

35 Inventory at beginning of year. If different from last year's closing inventory, attach explanation . . . . .	<b>35</b>	
36 Purchases less cost of items withdrawn for personal use . . . . .	<b>36</b>	
37 Cost of labor. Do not include any amounts paid to yourself . . . . .	<b>37</b>	
38 Materials and supplies . . . . .	<b>38</b>	
39 Other costs . . . . .	<b>39</b>	
40 Add lines 35 through 39 . . . . .	<b>40</b>	
41 Inventory at end of year . . . . .	<b>41</b>	
42 <b>Cost of goods sold.</b> Subtract line 41 from line 40. Enter the result here and on line 4 . . . . .	<b>42</b>	

**Part IV Information on Your Vehicle.** Complete this part **only** if you are claiming car or truck expenses on line 9 and are not required to file Form 4562 for this business. See the instructions for line 13 to find out if you must file Form 4562.

43 When did you place your vehicle in service for business purposes? (month/day/year)    7 / 15 / 13

44 Of the total number of miles you drove your vehicle during 2022, enter the number of miles you used your vehicle for:

**a** Business 414    **b** Commuting (see instructions) 0    **c** Other 7,467

45 Was your vehicle available for personal use during off-duty hours? . . . . .  **Yes**     **No**

46 Do you (or your spouse) have another vehicle available for personal use?. . . . .  **Yes**     **No**

47a Do you have evidence to support your deduction? . . . . .  **Yes**     **No**

**b** If "Yes," is the evidence written? . . . . .  **Yes**     **No**

**Part V Other Expenses.** List below business expenses not included on lines 8–26 or line 30.

<u>Marriage and family booklets.</u>	<b>65</b>
.....	
.....	
.....	
.....	
.....	
.....	
.....	
.....	
.....	
.....	
<b>48 Total other expenses.</b> Enter here and on line 27a . . . . .	<b>65</b>

**SCHEDULE SE  
(Form 1040)**

Department of the Treasury  
Internal Revenue Service

**Self-Employment Tax**

Go to [www.irs.gov/ScheduleSE](http://www.irs.gov/ScheduleSE) for instructions and the latest information.  
Attach to Form 1040, 1040-SR, or 1040-NR.

OMB No. 1545-0074

**2022**  
Attachment  
Sequence No. **17**

Name of person with self-employment income (as shown on Form 1040, 1040-SR, or 1040-NR)

John E. Michaels

Social security number of person  
with self-employment income

011-00-1111

**Part I Self-Employment Tax**

**Note:** If your only income subject to self-employment tax is **church employee income**, see instructions for how to report your income and the definition of church employee income.

**A** If you are a minister, member of a religious order, or Christian Science practitioner **and** you filed Form 4361, but you had \$400 or more of **other** net earnings from self-employment, check here and continue with Part I

Skip lines 1a and 1b if you use the farm optional method in Part II. See instructions.

<b>1a</b> Net farm profit or (loss) from Schedule F, line 34, and farm partnerships, Schedule K-1 (Form 1065), box 14, code A	<b>1a</b>	
<b>b</b> If you received social security retirement or disability benefits, enter the amount of Conservation Reserve Program payments included on Schedule F, line 4b, or listed on Schedule K-1 (Form 1065), box 20, code AH	<b>1b</b> (	)

Skip line 2 if you use the nonfarm optional method in Part II. See instructions.

<b>2</b> Net profit or (loss) from Schedule C, line 31; and Schedule K-1 (Form 1065), box 14, code A (other than farming). See instructions for other income to report or if you are a minister or member of a religious order	<b>2</b>	63,826 *
<b>3</b> Combine lines 1a, 1b, and 2	<b>3</b>	63,826
<b>4a</b> If line 3 is more than zero, multiply line 3 by 92.35% (0.9235). Otherwise, enter amount from line 3	<b>4a</b>	58,943
<b>Note:</b> If line 4a is less than \$400 due to Conservation Reserve Program payments on line 1b, see instructions.		
<b>b</b> If you elect one or both of the optional methods, enter the total of lines 15 and 17 here	<b>4b</b>	
<b>c</b> Combine lines 4a and 4b. If less than \$400, <b>stop</b> ; you don't owe self-employment tax. <b>Exception:</b> If less than \$400 and you had <b>church employee income</b> , enter -0- and continue	<b>4c</b>	58,943
<b>5a</b> Enter your <b>church employee income</b> from Form W-2. See instructions for definition of church employee income	<b>5a</b>	
<b>b</b> Multiply line 5a by 92.35% (0.9235). If less than \$100, enter -0-	<b>5b</b>	
<b>6</b> Add lines 4c and 5b	<b>6</b>	58,943
<b>7</b> Maximum amount of combined wages and self-employment earnings subject to social security tax or the 6.2% portion of the 7.65% railroad retirement (tier 1) tax for 2022	<b>7</b>	147,000
<b>8a</b> Total social security wages and tips (total of boxes 3 and 7 on Form(s) W-2) and railroad retirement (tier 1) compensation. If \$147,000 or more, skip lines 8b through 10, and go to line 11	<b>8a</b>	3,400
<b>b</b> Unreported tips subject to social security tax from Form 4137, line 10	<b>8b</b>	
<b>c</b> Wages subject to social security tax from Form 8919, line 10	<b>8c</b>	
<b>d</b> Add lines 8a, 8b, and 8c	<b>8d</b>	3,400
<b>9</b> Subtract line 8d from line 7. If zero or less, enter -0- here and on line 10 and go to line 11	<b>9</b>	143,600
<b>10</b> Multiply the <b>smaller</b> of line 6 or line 9 by 12.4% (0.124)	<b>10</b>	7,309
<b>11</b> Multiply line 6 by 2.9% (0.029)	<b>11</b>	1,709
<b>12 Self-employment tax.</b> Add lines 10 and 11. Enter here and on <b>Schedule 2 (Form 1040), line 4</b>	<b>12</b>	9,018
<b>13 Deduction for one-half of self-employment tax.</b> Multiply line 12 by 50% (0.50). Enter here and on <b>Schedule 1 (Form 1040), line 15</b>	<b>13</b>	4,509

**Part II Optional Methods To Figure Net Earnings** (see instructions)

**Farm Optional Method.** You may use this method **only** if (a) your gross farm income<sup>1</sup> wasn't more than \$9,060, or (b) your net farm profits<sup>2</sup> were less than \$6,540.

<b>14</b> Maximum income for optional methods	<b>14</b>	6,040
<b>15</b> Enter the <b>smaller</b> of: two-thirds (2/3) of gross farm income <sup>1</sup> (not less than zero) or \$6,040. Also, include this amount on line 4b above	<b>15</b>	

**Nonfarm Optional Method.** You may use this method **only** if (a) your net nonfarm profits<sup>3</sup> were less than \$6,540 and also less than 72.189% of your gross nonfarm income,<sup>4</sup> and (b) you had net earnings from self-employment of at least \$400 in 2 of the prior 3 years. **Caution:** You may use this method no more than five times.

<b>16</b> Subtract line 15 from line 14	<b>16</b>	
<b>17</b> Enter the <b>smaller</b> of: two-thirds (2/3) of gross nonfarm income <sup>4</sup> (not less than zero) or the amount on line 16. Also, include this amount on line 4b above	<b>17</b>	

<sup>1</sup> From Sch. F, line 9; and Sch. K-1 (Form 1065), box 14, code B.

<sup>2</sup> From Sch. F, line 34; and Sch. K-1 (Form 1065), box 14, code A—minus the amount you would have entered on line 1b had you not used the optional method.

<sup>3</sup> From Sch. C, line 31; and Sch. K-1 (Form 1065), box 14, code A.

<sup>4</sup> From Sch. C, line 7; and Sch. K-1 (Form 1065), box 14, code C.

**For Paperwork Reduction Act Notice, see your tax return instructions.**

Cat. No. 11358Z

Schedule SE (Form 1040) 2022

\*See statement attached.

**Qualified Business Income Deduction  
Simplified Computation**

Department of the Treasury  
Internal Revenue Service

Attach to your tax return.

Attachment  
Sequence No. **55**

Go to [www.irs.gov/Form8995](http://www.irs.gov/Form8995) for instructions and the latest information.

Name(s) shown on return <b>John E. &amp; Susan R. Michaels</b>	Your taxpayer identification number <b>001-00-1111</b>
---	---

**Note.** You can claim the qualified business income deduction **only** if you have qualified business income from a qualified trade or business, real estate investment trust dividends, publicly traded partnership income, or a domestic production activities deduction passed through from an agricultural or horticultural cooperative. See instructions.  
Use this form if your taxable income, before your qualified business income deduction, is at or below \$170,050 (\$340,100 if married filing jointly), and you aren't a patron of an agricultural or horticultural cooperative.

1	(a) Trade, business, or aggregation name	(b) Taxpayer identification number	(c) Qualified business income or (loss)
i	Minister	011-00-1111	3,482
ii			
iii			
iv			
v			

2	Total qualified business income or (loss). Combine lines 1i through 1v, column (c)	2	3,482	
3	Qualified business net (loss) carryforward from the prior year	3	( )	
4	Total qualified business income. Combine lines 2 and 3. If zero or less, enter -0-	4	3,482	
5	Qualified business income component. Multiply line 4 by 20% (0.20)	5		696
6	Qualified REIT dividends and publicly traded partnership (PTP) income or (loss) (see instructions)	6		
7	Qualified REIT dividends and qualified PTP (loss) carryforward from the prior year	7	( )	
8	Total qualified REIT dividends and PTP income. Combine lines 6 and 7. If zero or less, enter -0-	8		
9	REIT and PTP component. Multiply line 8 by 20% (0.20)	9		
10	Qualified business income deduction before the income limitation. Add lines 5 and 9	10		696
11	Taxable income before qualified business income deduction (see instructions)	11	21,978	
12	Net capital gain (see instructions)	12		
13	Subtract line 12 from line 11. If zero or less, enter -0-	13	21,978	
14	Income limitation. Multiply line 13 by 20% (0.20)	14		4,396
15	Qualified business income deduction. Enter the smaller of line 10 or line 14. Also enter this amount on the applicable line of your return (see instructions)	15		696
16	Total qualified business (loss) carryforward. Combine lines 2 and 3. If greater than zero, enter -0-	16	( 0 )	
17	Total qualified REIT dividends and PTP (loss) carryforward. Combine lines 6 and 7. If greater than zero, enter -0-	17	( 0 )	

For Privacy Act and Paperwork Reduction Act Notice, see instructions.

Cat. No. 37806C

Form **8995** (2022)

**SCHEDULE 8812  
(Form 1040)**

**Credits for Qualifying Children  
and Other Dependents**

OMB No. 1545-0074

**2022**

Department of the Treasury  
Internal Revenue Service

Attach to Form 1040, 1040-SR, or 1040-NR.  
Go to [www.irs.gov/Schedule8812](http://www.irs.gov/Schedule8812) for instructions and the latest information.

Attachment  
Sequence No. **47**

Name(s) shown on return

Your social security number

John E. & Susan R. Michaels

011-00-1111

**Part I Child Tax Credit and Credit for Other Dependents**

<b>1</b>	Enter the amount from line 11 of your Form 1040, 1040-SR, or 1040-NR . . . . .		<b>1</b>	47,878
<b>2a</b>	Enter income from Puerto Rico that you excluded . . . . .	<b>2a</b>		
<b>b</b>	Enter the amounts from lines 45 and 50 of your Form 2555 . . . . .	<b>2b</b>		
<b>c</b>	Enter the amount from line 15 of your Form 4563 . . . . .	<b>2c</b>		
<b>d</b>	Add lines 2a through 2c . . . . .		<b>2d</b>	0
<b>3</b>	Add lines 1 and 2d . . . . .		<b>3</b>	47,878
<b>4</b>	Number of qualifying children under age 17 with the required social security number	<b>4</b>	1	
<b>5</b>	Multiply line 4 by \$2,000 . . . . .		<b>5</b>	2,000
<b>6</b>	Number of other dependents, including any qualifying children who are not under age 17 or who do not have the required social security number	<b>6</b>	0	
<b>Caution:</b> Do not include yourself, your spouse, or anyone who is not a U.S. citizen, U.S. national, or U.S. resident alien. Also, do not include anyone you included on line 4.				
<b>7</b>	Multiply line 6 by \$500 . . . . .		<b>7</b>	0
<b>8</b>	Add lines 5 and 7 . . . . .		<b>8</b>	2,000
<b>9</b>	Enter the amount shown below for your filing status.		<b>9</b>	400,000
<ul style="list-style-type: none"> <li>• Married filing jointly—\$400,000</li> <li>• All other filing statuses—\$200,000</li> </ul>				
<b>10</b>	Subtract line 9 from line 3.		<b>10</b>	0
<ul style="list-style-type: none"> <li>• If zero or less, enter -0-.</li> <li>• If more than zero and not a multiple of \$1,000, enter the next multiple of \$1,000. For example, if the result is \$425, enter \$1,000; if the result is \$1,025, enter \$2,000, etc.</li> </ul>				
<b>11</b>	Multiply line 10 by 5% (0.05) . . . . .		<b>11</b>	0
<b>12</b>	Is the amount on line 8 more than the amount on line 11? . . . . .		<b>12</b>	2,000
<input type="checkbox"/> <b>No. STOP.</b> You cannot take the child tax credit, credit for other dependents, or additional child tax credit. Skip Parts II-A and II-B. Enter -0- on lines 14 and 27.				
<input checked="" type="checkbox"/> <b>Yes.</b> Subtract line 11 from line 8. Enter the result.				
<b>13</b>	Enter the amount from the <b>Credit Limit Worksheet A</b> . . . . .		<b>13</b>	2,142
<b>14</b>	Enter the smaller of line 12 or 13. <b>This is your child tax credit and credit for other dependents.</b> . . . . .		<b>14</b>	2,000

**Enter this amount on Form 1040, 1040-SR, or 1040-NR, line 19.**

If the amount on line 12 is more than the amount on line 14, you may be able to take the **additional child tax credit** on Form 1040, 1040-SR, or 1040-NR, line 28. Complete your Form 1040, 1040-SR, or 1040-NR through line 27 (also complete Schedule 3, line 11) before completing Part II-A.

For Paperwork Reduction Act Notice, see your tax return instructions.

Cat. No. 59761M

Schedule 8812 (Form 1040) 2022

**Part II-A Additional Child Tax Credit for All Filers**

**Caution:** If you file Form 2555, you cannot claim the additional child tax credit.

<b>15</b>	Check this box if you <b>do not</b> want to claim the additional child tax credit. Skip Parts II-A and II-B. Enter -0- on line 27 . . . . .	<input type="checkbox"/>	
<b>16a</b>	Subtract line 14 from line 12. If zero, <b>stop here</b> ; you cannot take the additional child tax credit. Skip Parts II-A and II-B. Enter -0- on line 27 . . . . .		<b>16a</b> 0
<b>b</b>	Number of qualifying children under 17 with the required social security number: _____ x \$1,500. Enter the result. If zero, <b>stop here</b> ; you cannot claim the additional child tax credit. Skip Parts II-A and II-B. Enter -0- on line 27 . . . . .		<b>16b</b>
	<b>TIP:</b> The number of children you use for this line is the same as the number of children you used for line 4.		
<b>17</b>	Enter the <b>smaller</b> of line 16a or line 16b . . . . .		<b>17</b>
<b>18a</b>	Earned income (see instructions) . . . . .	<b>18a</b>	
<b>b</b>	Nontaxable combat pay (see instructions) . . . . .	<b>18b</b>	
<b>19</b>	Is the amount on line 18a more than \$2,500? <input type="checkbox"/> <b>No.</b> Leave line 19 blank and enter -0- on line 20. <input type="checkbox"/> <b>Yes.</b> Subtract \$2,500 from the amount on line 18a. Enter the result . . . . .	<b>19</b>	
<b>20</b>	Multiply the amount on line 19 by 15% (0.15) and enter the result . . . . . <b>Next.</b> On line 16b, is the amount \$4,500 or more? <input type="checkbox"/> <b>No.</b> If you are a bona fide resident of Puerto Rico, go to line 21. Otherwise, skip Part II-B and enter the <b>smaller</b> of line 17 or line 20 on line 27. <input type="checkbox"/> <b>Yes.</b> If line 20 is equal to or more than line 17, skip Part II-B and enter the amount from line 17 on line 27. Otherwise, go to line 21.	<b>20</b>	

**Part II-B Certain Filers Who Have Three or More Qualifying Children and Bona Fide Residents of Puerto Rico**

<b>21</b>	Withheld social security, Medicare, and Additional Medicare taxes from Form(s) W-2, boxes 4 and 6. If married filing jointly, include your spouse's amounts with yours. If your employer withheld or you paid Additional Medicare Tax or tier 1 RRTA taxes, see instructions. . . . .	<b>21</b>	
<b>22</b>	Enter the total of the amounts from Schedule 1 (Form 1040), line 15; Schedule 2 (Form 1040), line 5; Schedule 2 (Form 1040), line 6; and Schedule 2 (Form 1040), line 13 . . . . .	<b>22</b>	
<b>23</b>	Add lines 21 and 22 . . . . .	<b>23</b>	
<b>24</b>	<b>1040 and 1040-SR filers:</b> Enter the total of the amounts from Form 1040 or 1040-SR, line 27, and Schedule 3 (Form 1040), line 11. } <b>1040-NR filers:</b> Enter the amount from Schedule 3 (Form 1040), line 11. }	<b>24</b>	
<b>25</b>	Subtract line 24 from line 23. If zero or less, enter -0- . . . . .	<b>25</b>	
<b>26</b>	Enter the <b>larger</b> of line 20 or line 25 . . . . . <b>Next,</b> enter the <b>smaller</b> of line 17 or line 26 on line 27.	<b>26</b>	

**Part II-C Additional Child Tax Credit**

<b>27</b>	This is your additional child tax credit. Enter this amount on Form 1040, 1040-SR, or 1040-NR, line 28 . . . . .	<b>27</b>	0
-----------	--	-----------	---

**Credit Limit Worksheet A**

1. Enter the amount from line 18 of your *Form 1040, 1040-SR, or 1040-NR.*

1	2,142
---	-------

2. Add the following amounts (if applicable) from:

<i>Schedule 3</i> , line 1 . . . . .	+	
<i>Schedule 3</i> , line 2 . . . . .	+	
<i>Schedule 3</i> , line 3 . . . . .	+	
<i>Schedule 3</i> , line 4 . . . . .	+	
<i>Schedule 3</i> , line 6d . . . . .	+	
<i>Schedule 3</i> , line 6e . . . . .	+	
<i>Schedule 3</i> , line 6f . . . . .	+	
<i>Schedule 3</i> , line 6l . . . . .	+	
<i>Form 5695</i> , line 30 . . . . .	+	

Enter the total. 

2	
---	--

3. Subtract line 2 from line 1. 

3	2,142
---	-------

Complete the *Credit Limit Worksheet B* **only** if you meet all of the following.

1. You are claiming one or more of the following credits.
  - a. Mortgage interest credit, *Form 8396*.
  - b. Adoption credit, *Form 8839*.
  - c. Residential clean energy credit, *Form 5695*, Part I.
  - d. District of Columbia first-time homebuyer credit, *Form 8859*.
2. You are not filing *Form 2555*.
3. Line 4 of *Schedule 8812* is more than zero.

4. If you are **not** completing *Credit Limit Worksheet B*, enter -0-; otherwise, enter the amount from the *Credit Limit Worksheet B*. 

4	0
---	---

5. Subtract line 4 from line 3. Enter here and on *Schedule 8812*, line 13. 

5	2,142
---	-------

**Attachment 1. Computation of expenses, allocable to tax-free ministerial income, that are non-deductible.**

		Taxable	Tax-Free	Total
Salary as a minister		\$ 45,000		\$ 45,000
Housing allowance:				
Amount designated and paid by church (\$1,400 x 12)	\$ 16,800			
Actual expenses				
(Mortgage \$1,125 x 12, Utilities/other \$1,450, Real estate taxes \$1,750)	16,700			
Fair rental value of home (including furnishings and utilities) (\$1,380 x 12)	16,560			
Taxable portion of allowance				
(excess of amount designated & paid over lesser of actual expenses or fair rental value)	<u>\$ 240</u>	240		240
Tax-free portion of allowance (lesser of amount designated, actual expenses or fair rental value)			16,560	16,560
Gross income from weddings, baptisms, and honoraria		<u>4,000</u>		<u>4,000</u>
Ministerial Income		<u>\$ 49,240</u>	<u>\$ 16,560</u>	<u>\$ 65,800</u>
% of non-deductible expenses: \$16,560/\$65,800 = 25%				

**Schedule C Deduction Computation**

Business use of car:			
Miles before July 1, 2022 - 200 x 58.5¢			\$ 117
Miles after June 30, 2022 - 214 x 62.5¢			<u>\$ 134</u>
Total business use of car			\$ 251
Minus: Non-deductible part of business use of car (25% x \$251)			<u>\$ (63)</u>
Total business use of car (Line 9)			<u>\$ 188</u>
Marriage and family booklets			\$ 87
Minus: Non-deductible part of marriage and family booklets (25% x \$87)			<u>\$ (22)</u>
Total marriage and family booklets (Line 27a)			<u>\$ 65</u>
Schedule C deductions (Line 28)			<u>\$ 253</u>

**Attachment 2. Attachment to Schedule SE (Form 1040)**

Church wages			\$ 45,000
Housing allowance			16,800
Net profit from Schedule C			<u>3,747</u>
			65,547
Less:			
Schedule C expenses allocable to tax-free income (\$63 + \$22)		\$ 85	
Ministerial employee unreimbursed business expenses			
Car expenses for church business:			
Miles before July 1, 2022 - 1,204 x 58.5¢		704	
Miles after June 30, 2022 - 1,140 x 62.5¢		713	
Publications and booklets		<u>219</u>	<u>(1,721)</u>
Net Self-Employment Income			
Schedule SE, line 2			<u>\$ 63,826</u>

## EXAMPLE TWO: RETIRED MINISTER

Rev. William K. Green is a retired minister. He is 69 years old. He is married to Sarah J. Green. She is 65 years old and is also retired. For 2022, Rev. Green received \$15,000 in annuity income, all of which was designated in advance by GuideStone as a housing allowance. Rev. Green had housing expenses of \$13,000. The home's fair rental value is \$1,200 per month (furnished, plus utilities). Housing allowances for retired ministers are not taxable in computing federal income tax to the extent that they do not exceed the lesser of actual housing expenses or the annual fair rental value of the home (furnished, plus utilities). Retirement benefits, whether or not designated in advance as a housing allowance, are not subject to self-employment taxes.

Rev. Green received \$12,000 of Social Security benefits in 2022, and his wife received \$6,000. None of this income is taxable, however, because the Green's income is not enough to expose their Social Security benefits to tax.

In 2022, Rev. Green received \$2,000 from occasional guest preaching engagements. He incurred \$511 in expenses as a result of these activities (\$436 of travel expenses and \$75 of meal expenses). Note that Rev. Green will pay self-employment tax on this income (see *Schedule SE*), since it represents compensation from active ministry. Rev. Green made cash contributions of \$3,500 to qualifying 501(c)(3) public charities during 2022.

The parts of Rev. and Mrs. Green's income tax return are explained in the order they are completed. They are illustrated in the order that the Rev. Green will assemble the return to send it to the IRS.

### Form 1099-R from GuideStone

GuideStone completed *Form 1099-R* for Rev. Green as follows:

**Box 1.** The \$15,000 pension income Rev. Green receives from GuideStone.

**Box 2b.** Taxable amount not determined. GuideStone designated in advance 100% of pension income as a housing allowance. It is not taxable to the extent that it does not exceed the lesser of actual housing expenses or the annual fair rental value of the home (furnished, plus utilities).

**Box 7.** Rev. Green's pension income is a normal distribution.

### Schedule C (Form 1040)

**Note:** For 2019 and later tax years, the IRS announced that it will not be issuing the *Schedule C-EZ*. Therefore, *Schedule C* will be used.

Some of Rev. Green's entries on *Schedule C* are explained here.

**Line 1.** Rev. Green reports the \$2,000 from occasional guest preaching engagements.

**Lines 2–7.** Rev. Green fills out these lines to report his gross income reported on line 7. Rev. Green did not have any returns or allowances, cost of goods sold, or other income for the year. Therefore, the amount reported on line 7 is \$2,000.

**Line 9.** Rev. Green reports his car expenses on this line. Rev. Green incurred 718 miles of business use of his car, in connection with guest preaching. Rev. Green used the standard mileage rate to figure his car expense. He multiplied the standard mileage rate for January 1, 2022, through June 30, 2022, of 58.5 cents by the 310 miles driven before July 1, 2022, and multiplied the standard mileage rate for July 1, 2022, through December 31, 2022, of 62.5 cents by the 408 miles driven after June 30, 2022. He calculated total mileage expenses of \$436. However, he cannot deduct the part of his expenses allocable to his tax-free housing allowance. He attaches a statement, *Attachment 1* (shown later) to his return showing that 76% (or \$331) of his expenses are not deductible because they are allocable to that tax-free allowance. He subtracts the \$331 from the \$436 and enters the \$105 difference on line 9.

**Line 24b.** Rev. Green also incurred \$75 in business meal expenses in connection with meals purchased at restaurants while traveling to guest preaching engagements. Since the meals were purchased at a restaurant, Rev. Green is allowed to deduct 100% of his business-related meal expenses in 2022. However, he cannot deduct the part of his expenses allocable to his tax-free housing allowance. He attaches a statement, *Attachment 1* (shown later) to his return showing that 76% (or \$57) of his business meal expenses are not deductible because they are allocable to that tax-free allowance. He subtracts the \$57 from the \$75 and enters the \$18 difference on line 24b.

**Line 28.** Rev. Green enters his total expenses, less the 76% allocable to his tax-free housing allowance (\$105 + \$18) on line 28.

**Lines 29–31.** He enters his tentative profit of \$1,877 on lines 29 and 31 (since Rev. Green did not have any expenses for the business use of his home). The net income from *Schedule C* is also reported on *Schedule 1 (Form 1040)*, line 3.

**Lines 43–47b.** Rev. Green fills out these lines to report information about his car.

**TurboTax Tips:** These tips should not be construed as an endorsement or recommendation of the TurboTax software.



TurboTax does not appear to calculate the non-deductible portion of the expenses which should be allocated to the tax-free portion of the housing allowance. The taxpayer will need to adjust the expenses (as shown in *Attachment 1*) and input the reduced figure into the software.

### **Schedule SE (Form 1040)**

After Rev. Green prepares *Schedule C*, he fills out *Schedule SE (Form 1040)*. Ministers are not church employees under this definition. Additionally, Rev. Green did not apply for an exemption from self-employment tax by filing *Form 4361* and therefore leaves the first box on *Schedule SE* unchecked. He fills out the following lines in Part I.

**Line 2.** Rev. Green attaches a statement (*Attachment 2*, shown later) that calculates his net profit of \$1,489, and he enters that amount here.

**Lines 4a–6.** He multiplies the \$1,489 by 0.9235 to get his net earnings from self-employment (\$1,375). This amount is then carried through to line 6.

**Line 10.** The amount on line 6 is less than \$147,000, so Rev. Green multiplies the amount on line 6 (\$1,375) by 0.124 to get his self-employment Social Security tax of \$171.

**Line 11.** He multiplies the amount on line 6 by 0.029 to calculate the Medicare portion of the self-employment tax to be \$40.

**Line 12.** He adds the Social Security tax from line 10 and the Medicare tax on line 11 to determine his total self-employment tax of \$211. Rev. Green enters that amount here and on *Schedule 2 (Form 1040)*, line 4.

**Line 13.** Rev. Green multiplies the amount on line 12 by 0.50 to get his deduction for the employer-equivalent portion of self-employment tax of \$106. He enters that amount here and on *Schedule 1 (Form 1040)*, line 15.

**TurboTax Tip:** The software does not appear to reduce self-employment wages by the business expenses allocated to tax-free income. The taxpayer will need to adjust net self-employment income (as shown in *Attachment 2*) and input the reduced figure into the software. This can be done by going into the “Business Taxes” section and selecting “Self-Employment Tax.” Choose “Make Adjustments.”

### **Qualified Business Income Deduction (Form 8995)**

Ministers who have net profit reported on *Schedule C* for ministerial services and who have 2022 taxable income less than \$170,050 (\$340,100 if MFJ) before the application of a QBI deduction may be eligible for such a deduction. However, since the Greens’ taxable income before the application of a QBI deduction is \$0 (see the completion of *Form 1040* section

below), the Greens are not eligible for such a deduction in 2022.

### **Form 1040, Schedule 1 (Form 1040), and Schedule 2 (Form 1040)**

After Rev. Green prepares *Schedule C* and *Schedule SE*, he fills out *Form 1040*, along with *Schedules 1–3* to the extent required.

For 2022, individuals born before January 2, 1958, have the option to complete *Form 1040-SR* instead of *Form 1040*. Although Rev. Green completes *Form 1040*, the line references below would also apply if *Form 1040-SR* was used.

Rev. Green files a joint return with his wife. First, he fills out *Form 1040*, page 1 and completes the appropriate lines for his filing status, including checking the appropriate boxes indicating that he and his wife were born before January 2, 1958. Then, he fills out the rest of the form as follows:

**Form 1040, lines 5a–5b.** Rev. Green reports his total annuity income of \$15,000 on line 5a. He reports the taxable amount of \$2,000 (the excess of the amount designated and paid to him as a housing allowance over the lesser of his actual expenses and the fair rental value of his home, including furniture and utilities) as computed on *Attachment 1* (shown later) on line 5b.

**Form 1040, lines 6a–6b.** Since none of Rev. Green’s Social Security benefits are taxable, he does not report any amount on line 6b.

**Schedule 1 (Form 1040), line 10.** He reports his net profit of \$1,877 from *Schedule C*, line 31 on *Schedule 1*, line 3. Since no other amounts are reported on *Schedule 1 (Form 1040)*, lines 1–8, he also reports this amount on *Schedule 1*, line 10, and carries the figure to *Form 1040*, line 8.

**Form 1040, line 9.** Rev. Green adds *Form 1040* line 5b and the amount reported on *Form 1040*, line 8, and enters the total (\$3,877) on line 9.

**Form 1040, lines 10–11.** Because Rev. Green has reported deductible self-employment tax of \$106 on *Schedule 1 (Form 1040)*, line 15, Rev. Green goes to *Schedule 1 (Form 1040)* and completes the bottom section of the form. Since there are no other amounts listed on lines 11–25, Rev. Green reports \$106 on line 26 and carries this amount to line 10 of *Form 1040*. Rev. Green then subtracts line 10 from line 9 and enters his AGI of \$3,771 on line 11.

**Form 1040, line 12.** Rev. Green enters his standard deduction of \$28,700 (which takes into consideration the fact he and his wife were born before January 2, 1958) on line 12.

**Form 1040, line 14.** Since there is no amount listed for QBI deduction on line 13, Rev. Green reports \$28,700 on line 14.

**Form 1040, line 15.** Rev. Green has no taxable income.

**Form 1040, page 2, line 23 and Schedule 2 (Form 1040).**

Rev. Green completes *Schedule 2 (Form 1040)*. Since the only amount reported on *Schedule 2 (Form 1040)* is his self-employment tax from Schedule SE, he reports the amount (\$211) on *Schedule 2 (Form 1040)*, line 21, and on *Form 1040*, line 23.

**Form 1040, line 25a–33.** Rev. Green did not have any income tax withheld from his pension and did not have any other amounts to report on lines 25a–33.

**Form 1040, line 37.** Rev. Green subtracts line 33 from line 24 and enters \$211, the amount he owes to the IRS.

**TurboTax Tip:** As of the date of this writing, when entering the information on *Form 1099-R*, the software does not appear to provide a method for entering the taxable portion of the distributions as computed at *Attachment 1* since certain of the distributions were excludable as a ministerial housing allowance. The taxpayer can manually enter the taxable amount by choosing the “General Rule” and entering the amount determined at *Attachment 1* in the field.



CORRECTED (if checked)

PAYER'S name, street address, city or town, state or province, country, ZIP or foreign postal code, and telephone no.  <b>GuideStone Financial Resources</b> <b>5005 LBJ Freeway Ste 2200</b> <b>Dallas, Texas 75244-6152</b> <b>1-888-984-8433</b>		<b>1</b> Gross distribution \$ <b>15000.00</b>	OMB No. 1545-0119  <b>2022</b>  Form <b>1099-R</b>		<b>Distributions From Pensions, Annuities, Retirement or Profit-Sharing Plans, IRAs, Insurance Contracts, etc.</b>		
PAYER'S TIN  <b>23-1352010</b>		RECIPIENT'S TIN  <b>202-20-2002</b>		<b>2a</b> Taxable amount \$	<b>2b</b> Taxable amount not determined <input checked="" type="checkbox"/>	Total distribution <input type="checkbox"/>	
RECIPIENT'S name  <b>William K. Green</b>  Street address (including apt. no.)  <b>787 Adams Street</b>  City or town, state or province, country, and ZIP or foreign postal code <b>Anytown, NY 10002</b>		<b>3</b> Capital gain (included in box 2a) \$	<b>4</b> Federal income tax withheld \$	<b>5</b> Employee contributions/ Designated Roth contributions or insurance premiums \$	<b>6</b> Net unrealized appreciation in employer's securities \$	<b>Copy B</b>  <b>Report this income on your federal tax return. If this form shows federal income tax withheld in box 4, attach this copy to your return.</b>  This information is being furnished to the IRS.	
		<b>7</b> Distribution code(s) <b>7</b>	IRA/SEP/SIMPLE <input type="checkbox"/>	<b>8</b> Other \$ %	<b>9a</b> Your percentage of total distribution %		<b>9b</b> Total employee contributions \$
<b>10</b> Amount allocable to IRR within 5 years \$	<b>11</b> 1st year of desig. Roth contrib.	<b>12</b> FATCA filing requirement <input type="checkbox"/>	<b>14</b> State tax withheld \$	<b>15</b> State/Payer's state no.	<b>16</b> State distribution \$		
Account number (see instructions)		<b>13</b> Date of payment	<b>17</b> Local tax withheld \$	<b>18</b> Name of locality	<b>19</b> Local distribution \$		

Form **1099-R**

www.irs.gov/Form1099R

Department of the Treasury - Internal Revenue Service

SAMPLE

Sample: from GuideStone

**Filing Status**  Single  Married filing jointly  Married filing separately (MFS)  Head of household (HOH)  Qualifying surviving spouse (QSS)

Check only one box.

If you checked the MFS box, enter the name of your spouse. If you checked the HOH or QSS box, enter the child's name if the qualifying person is a child but not your dependent:

Your first name and middle initial William K.		Last name Green	Your social security number 202   20   2002	
If joint return, spouse's first name and middle initial Sarah J.		Last name Green	Spouse's social security number 303   30   3003	
Home address (number and street). If you have a P.O. box, see instructions. 787 Adams Street			Apt. no.	
City, town, or post office. If you have a foreign address, also complete spaces below. Anytown		State New York	ZIP code 10002	
Foreign country name		Foreign province/state/county	Foreign postal code	

**Presidential Election Campaign**  
Check here if you, or your spouse if filing jointly, want \$3 to go to this fund. Checking a box below will not change your tax or refund.

You  Spouse

**Digital Assets** At any time during 2022, did you: (a) receive (as a reward, award, or payment for property or services); or (b) sell, exchange, gift, or otherwise dispose of a digital asset (or a financial interest in a digital asset)? (See instructions.)  Yes  No

**Standard Deduction** **Someone can claim:**  You as a dependent  Your spouse as a dependent  Spouse itemizes on a separate return or you were a dual-status alien

**Age/Blindness** **You:**  Were born before January 2, 1958  Are blind **Spouse:**  Was born before January 2, 1958  Is blind

Dependents (see instructions): If more than four dependents, see instructions and check here <input type="checkbox"/>	(1) First name		(2) Social security number		(3) Relationship to you	(4) Check the box if qualifies for (see instructions):	
	First name	Last name	Number	Number		Child tax credit	Credit for other dependents
						<input type="checkbox"/>	<input type="checkbox"/>
						<input type="checkbox"/>	<input type="checkbox"/>
						<input type="checkbox"/>	<input type="checkbox"/>
						<input type="checkbox"/>	<input type="checkbox"/>

Income	1a	1b	1c	1d	1e	1f	1g	1h	1i	1z
<b>1a</b> Total amount from Form(s) W-2, box 1 (see instructions)										
<b>b</b> Household employee wages not reported on Form(s) W-2										
<b>c</b> Tip income not reported on line 1a (see instructions)										
<b>d</b> Medicaid waiver payments not reported on Form(s) W-2 (see instructions)										
<b>e</b> Taxable dependent care benefits from Form 2441, line 26										
<b>f</b> Employer-provided adoption benefits from Form 8839, line 29										
<b>g</b> Wages from Form 8919, line 6										
<b>h</b> Other earned income (see instructions)										
<b>i</b> Nontaxable combat pay election (see instructions)										
<b>z</b> Add lines 1a through 1h										
<b>2a</b> Tax-exempt interest		<b>2a</b>		<b>b</b> Taxable interest	<b>2b</b>					
<b>3a</b> Qualified dividends		<b>3a</b>		<b>b</b> Ordinary dividends	<b>3b</b>					
<b>4a</b> IRA distributions		<b>4a</b>		<b>b</b> Taxable amount	<b>4b</b>					
<b>5a</b> Pensions and annuities		<b>5a</b> 15,000		<b>b</b> Taxable amount	<b>5b</b> 2,000					
<b>6a</b> Social security benefits		<b>6a</b> 18,000		<b>b</b> Taxable amount	<b>6b</b> 0					
<b>c</b> If you elect to use the lump-sum election method, check here (see instructions)										
<b>7</b> Capital gain or (loss). Attach Schedule D if required. If not required, check here					<b>7</b>					
<b>8</b> Other income from Schedule 1, line 10					<b>8</b>					1,877
<b>9</b> Add lines 1z, 2b, 3b, 4b, 5b, 6b, 7, and 8. This is your <b>total income</b>					<b>9</b>					3,877
<b>10</b> Adjustments to income from Schedule 1, line 26					<b>10</b>					106
<b>11</b> Subtract line 10 from line 9. This is your <b>adjusted gross income</b>					<b>11</b>					3,771
<b>12</b> <b>Standard deduction or itemized deductions</b> (from Schedule A)					<b>12</b>					28,700
<b>13</b> Qualified business income deduction from Form 8995 or Form 8995-A					<b>13</b>					
<b>14</b> Add lines 12 and 13					<b>14</b>					28,700
<b>15</b> Subtract line 14 from line 11. If zero or less, enter -0-. This is your <b>taxable income</b>					<b>15</b>					0

Attach Sch. B if required.

**Standard Deduction for—**

- Single or Married filing separately, \$12,950
- Married filing jointly or Qualifying surviving spouse, \$25,900
- Head of household, \$19,400
- If you checked any box under **Standard Deduction**, see instructions.

<b>Tax and Credits</b>	<b>16</b>	<b>Tax</b> (see instructions). Check if any from Form(s): 1 <input type="checkbox"/> 8814 2 <input type="checkbox"/> 4972 3 <input type="checkbox"/> _____	<b>16</b>	0
	<b>17</b>	Amount from Schedule 2, line 3	<b>17</b>	
	<b>18</b>	Add lines 16 and 17	<b>18</b>	
	<b>19</b>	Child tax credit or credit for other dependents from Schedule 8812	<b>19</b>	
	<b>20</b>	Amount from Schedule 3, line 8	<b>20</b>	
	<b>21</b>	Add lines 19 and 20	<b>21</b>	
	<b>22</b>	Subtract line 21 from line 18. If zero or less, enter -0-	<b>22</b>	
	<b>23</b>	Other taxes, including self-employment tax, from Schedule 2, line 21	<b>23</b>	211
	<b>24</b>	Add lines 22 and 23. This is your <b>total tax</b>	<b>24</b>	211

<b>Payments</b>	<b>25</b>	Federal income tax withheld from:		
	<b>a</b>	Form(s) W-2	<b>25a</b>	
	<b>b</b>	Form(s) 1099	<b>25b</b>	
	<b>c</b>	Other forms (see instructions)	<b>25c</b>	
	<b>d</b>	Add lines 25a through 25c	<b>25d</b>	
	<b>26</b>	2022 estimated tax payments and amount applied from 2021 return	<b>26</b>	
	<b>27</b>	Earned income credit (EIC)	<b>27</b>	
	<b>28</b>	Additional child tax credit from Schedule 8812	<b>28</b>	
	<b>29</b>	American opportunity credit from Form 8863, line 8	<b>29</b>	
	<b>30</b>	Reserved for future use	<b>30</b>	
	<b>31</b>	Amount from Schedule 3, line 15	<b>31</b>	
	<b>32</b>	Add lines 27, 28, 29, and 31. These are your <b>total other payments and refundable credits</b>	<b>32</b>	
<b>33</b>	Add lines 25d, 26, and 32. These are your <b>total payments</b>	<b>33</b>	0	

<b>Refund</b>	<b>34</b>	If line 33 is more than line 24, subtract line 24 from line 33. This is the amount you <b>overpaid</b>	<b>34</b>	
	<b>35a</b>	Amount of line 34 you want <b>refunded to you</b> . If Form 8888 is attached, check here <input type="checkbox"/>	<b>35a</b>	
	<b>b</b>	Routing number: _____	<b>c</b>	Type: <input type="checkbox"/> Checking <input type="checkbox"/> Savings
	<b>d</b>	Account number: _____		
<b>36</b>	Amount of line 34 you want <b>applied to your 2023 estimated tax</b>	<b>36</b>		

<b>Amount You Owe</b>	<b>37</b>	Subtract line 33 from line 24. This is the <b>amount you owe</b> . For details on how to pay, go to <a href="http://www.irs.gov/Payments">www.irs.gov/Payments</a> or see instructions	<b>37</b>	211
	<b>38</b>	Estimated tax penalty (see instructions)	<b>38</b>	

**Third Party Designee** Do you want to allow another person to discuss this return with the IRS? See instructions  **Yes**. Complete below.  **No**

Designee's name: \_\_\_\_\_ Phone no.: \_\_\_\_\_ Personal identification number (PIN): \_\_\_\_\_

**Sign Here** Under penalties of perjury, I declare that I have examined this return and accompanying schedules and statements, and to the best of my knowledge and belief, they are true, correct, and complete. Declaration of preparer (other than taxpayer) is based on all information of which preparer has any knowledge.

Your signature <i>William Green</i>	Date 3/15/23	Your occupation Retired Minister	If the IRS sent you an Identity Protection PIN, enter it here (see inst.)
Spouse's signature. If a joint return, <b>both</b> must sign. <i>Sarah Green</i>	Date 3/15/23	Spouse's occupation Retired	If the IRS sent your spouse an Identity Protection PIN, enter it here (see inst.)
Phone no.	Email address		

**Paid Preparer Use Only**

Preparer's name	Preparer's signature	Date	PTIN	Check if: <input type="checkbox"/> Self-employed
Firm's name	Firm's address			Phone no.
Firm's address				Firm's EIN

**SCHEDULE 1  
(Form 1040)**

Department of the Treasury  
Internal Revenue Service

**Additional Income and Adjustments to Income**

Attach to Form 1040, 1040-SR, or 1040-NR.

Go to [www.irs.gov/Form1040](http://www.irs.gov/Form1040) for instructions and the latest information.

OMB No. 1545-0074

**2022**

Attachment  
Sequence No. **01**

Name(s) shown on Form 1040, 1040-SR, or 1040-NR

William K. & Sarah J. Green

Your social security number

202-20-2002

**Part I Additional Income**

<b>1</b>	Taxable refunds, credits, or offsets of state and local income taxes	<b>1</b>	
<b>2a</b>	Alimony received	<b>2a</b>	
<b>b</b>	Date of original divorce or separation agreement (see instructions):		
<b>3</b>	Business income or (loss). Attach Schedule C	<b>3</b>	1,877
<b>4</b>	Other gains or (losses). Attach Form 4797	<b>4</b>	
<b>5</b>	Rental real estate, royalties, partnerships, S corporations, trusts, etc. Attach Schedule E	<b>5</b>	
<b>6</b>	Farm income or (loss). Attach Schedule F	<b>6</b>	
<b>7</b>	Unemployment compensation	<b>7</b>	
<b>8</b>	Other income:		
<b>a</b>	Net operating loss	<b>8a</b>	( )
<b>b</b>	Gambling	<b>8b</b>	
<b>c</b>	Cancellation of debt	<b>8c</b>	
<b>d</b>	Foreign earned income exclusion from Form 2555	<b>8d</b>	( )
<b>e</b>	Income from Form 8853	<b>8e</b>	
<b>f</b>	Income from Form 8889	<b>8f</b>	
<b>g</b>	Alaska Permanent Fund dividends	<b>8g</b>	
<b>h</b>	Jury duty pay	<b>8h</b>	
<b>i</b>	Prizes and awards	<b>8i</b>	
<b>j</b>	Activity not engaged in for profit income	<b>8j</b>	
<b>k</b>	Stock options	<b>8k</b>	
<b>l</b>	Income from the rental of personal property if you engaged in the rental for profit but were not in the business of renting such property	<b>8l</b>	
<b>m</b>	Olympic and Paralympic medals and USOC prize money (see instructions)	<b>8m</b>	
<b>n</b>	Section 951(a) inclusion (see instructions)	<b>8n</b>	
<b>o</b>	Section 951A(a) inclusion (see instructions)	<b>8o</b>	
<b>p</b>	Section 461(l) excess business loss adjustment	<b>8p</b>	
<b>q</b>	Taxable distributions from an ABLE account (see instructions)	<b>8q</b>	
<b>r</b>	Scholarship and fellowship grants not reported on Form W-2	<b>8r</b>	
<b>s</b>	Nontaxable amount of Medicaid waiver payments included on Form 1040, line 1a or 1d	<b>8s</b>	( )
<b>t</b>	Pension or annuity from a nonqualified deferred compensation plan or a nongovernmental section 457 plan	<b>8t</b>	
<b>u</b>	Wages earned while incarcerated	<b>8u</b>	
<b>z</b>	Other income. List type and amount:	<b>8z</b>	
<b>9</b>	Total other income. Add lines 8a through 8z	<b>9</b>	
<b>10</b>	Combine lines 1 through 7 and 9. Enter here and on Form 1040, 1040-SR, or 1040-NR, line 8	<b>10</b>	1,877

For Paperwork Reduction Act Notice, see your tax return instructions.

Cat. No. 71479F

Schedule 1 (Form 1040) 2022

**Part II Adjustments to Income**

<b>11</b>	Educator expenses . . . . .	<b>11</b>	
<b>12</b>	Certain business expenses of reservists, performing artists, and fee-basis government officials. Attach Form 2106 . . . . .	<b>12</b>	
<b>13</b>	Health savings account deduction. Attach Form 8889 . . . . .	<b>13</b>	
<b>14</b>	Moving expenses for members of the Armed Forces. Attach Form 3903 . . . . .	<b>14</b>	
<b>15</b>	Deductible part of self-employment tax. Attach Schedule SE . . . . .	<b>15</b>	106
<b>16</b>	Self-employed SEP, SIMPLE, and qualified plans . . . . .	<b>16</b>	
<b>17</b>	Self-employed health insurance deduction . . . . .	<b>17</b>	
<b>18</b>	Penalty on early withdrawal of savings . . . . .	<b>18</b>	
<b>19a</b>	Alimony paid . . . . .	<b>19a</b>	
<b>b</b>	Recipient's SSN . . . . .		
<b>c</b>	Date of original divorce or separation agreement (see instructions): . . . . .		
<b>20</b>	IRA deduction . . . . .	<b>20</b>	
<b>21</b>	Student loan interest deduction . . . . .	<b>21</b>	
<b>22</b>	Reserved for future use . . . . .	<b>22</b>	
<b>23</b>	Archer MSA deduction . . . . .	<b>23</b>	
<b>24</b>	Other adjustments:		
<b>a</b>	Jury duty pay (see instructions) . . . . .	<b>24a</b>	
<b>b</b>	Deductible expenses related to income reported on line 8l from the rental of personal property engaged in for profit . . . . .	<b>24b</b>	
<b>c</b>	Nontaxable amount of the value of Olympic and Paralympic medals and USOC prize money reported on line 8m . . . . .	<b>24c</b>	
<b>d</b>	Reforestation amortization and expenses . . . . .	<b>24d</b>	
<b>e</b>	Repayment of supplemental unemployment benefits under the Trade Act of 1974 . . . . .	<b>24e</b>	
<b>f</b>	Contributions to section 501(c)(18)(D) pension plans . . . . .	<b>24f</b>	
<b>g</b>	Contributions by certain chaplains to section 403(b) plans . . . . .	<b>24g</b>	
<b>h</b>	Attorney fees and court costs for actions involving certain unlawful discrimination claims (see instructions) . . . . .	<b>24h</b>	
<b>i</b>	Attorney fees and court costs you paid in connection with an award from the IRS for information you provided that helped the IRS detect tax law violations . . . . .	<b>24i</b>	
<b>j</b>	Housing deduction from Form 2555 . . . . .	<b>24j</b>	
<b>k</b>	Excess deductions of section 67(e) expenses from Schedule K-1 (Form 1041) . . . . .	<b>24k</b>	
<b>z</b>	Other adjustments. List type and amount: _____	<b>24z</b>	
<b>25</b>	Total other adjustments. Add lines 24a through 24z . . . . .	<b>25</b>	
<b>26</b>	Add lines 11 through 23 and 25. These are your <b>adjustments to income</b> . Enter here and on Form 1040 or 1040-SR, line 10, or Form 1040-NR, line 10a . . . . .	<b>26</b>	106



**SCHEDULE 2  
(Form 1040)**

Department of the Treasury  
Internal Revenue Service

**Additional Taxes**

Attach to Form 1040, 1040-SR, or 1040-NR.  
Go to [www.irs.gov/Form1040](http://www.irs.gov/Form1040) for instructions and the latest information.

OMB No. 1545-0074

**2022**

Attachment  
Sequence No. **02**

Name(s) shown on Form 1040, 1040-SR, or 1040-NR

William K. & Sarah J. Green

Your social security number

202-20-2002

**Part I Tax**

1	Alternative minimum tax. Attach Form 6251 . . . . .	1	
2	Excess advance premium tax credit repayment. Attach Form 8962 . . . . .	2	
3	Add lines 1 and 2. Enter here and on Form 1040, 1040-SR, or 1040-NR, line 17 . . . . .	3	

**Part II Other Taxes**

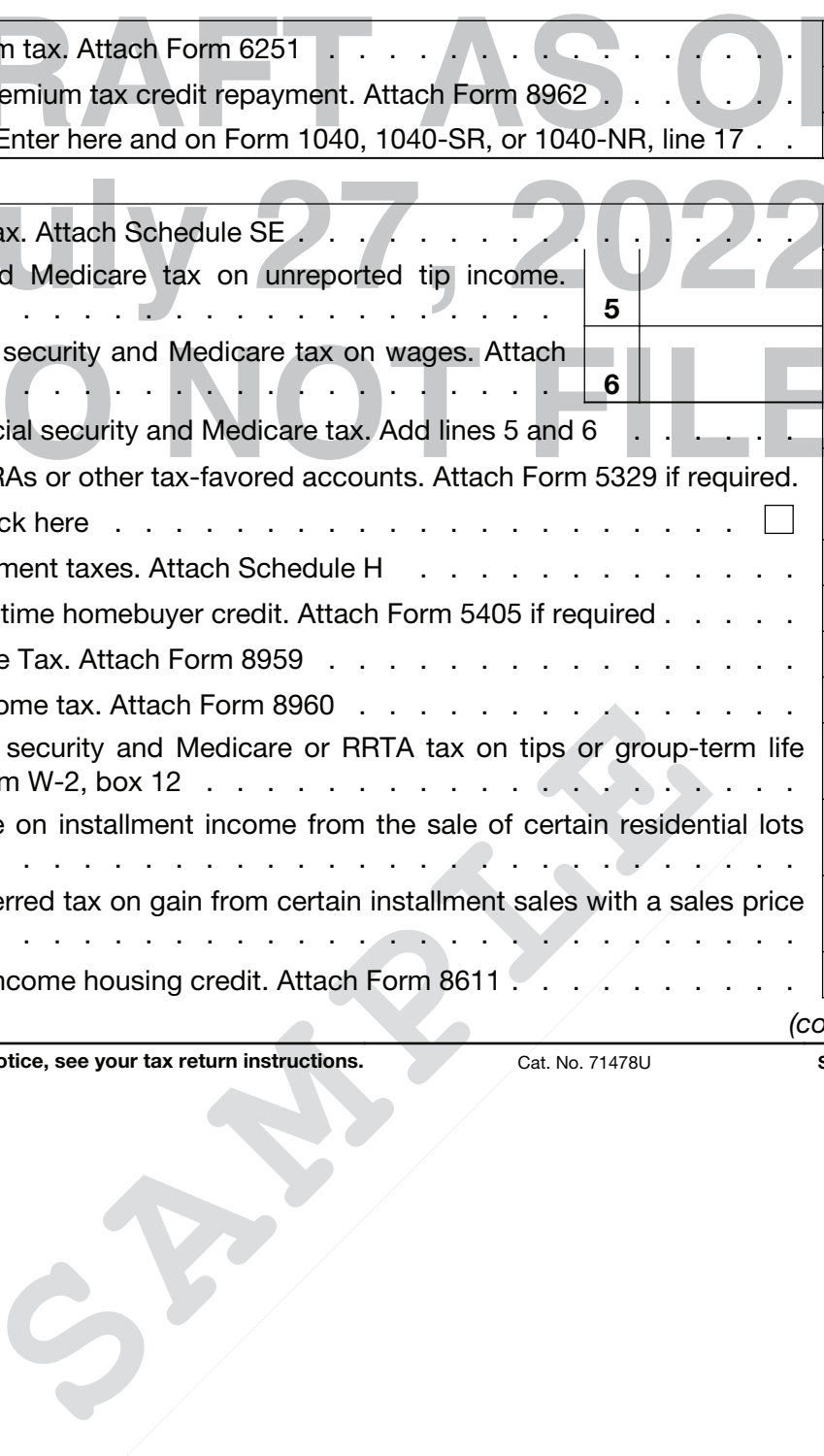
4	Self-employment tax. Attach Schedule SE . . . . .	4	211
5	Social security and Medicare tax on unreported tip income. Attach Form 4137 . . . . .	5	
6	Uncollected social security and Medicare tax on wages. Attach Form 8919 . . . . .	6	
7	Total additional social security and Medicare tax. Add lines 5 and 6 . . . . .	7	
8	Additional tax on IRAs or other tax-favored accounts. Attach Form 5329 if required. If not required, check here . . . . . <input type="checkbox"/>	8	
9	Household employment taxes. Attach Schedule H . . . . .	9	
10	Repayment of first-time homebuyer credit. Attach Form 5405 if required . . . . .	10	
11	Additional Medicare Tax. Attach Form 8959 . . . . .	11	
12	Net investment income tax. Attach Form 8960 . . . . .	12	
13	Uncollected social security and Medicare or RRTA tax on tips or group-term life insurance from Form W-2, box 12 . . . . .	13	
14	Interest on tax due on installment income from the sale of certain residential lots and timeshares . . . . .	14	
15	Interest on the deferred tax on gain from certain installment sales with a sales price over \$150,000 . . . . .	15	
16	Recapture of low-income housing credit. Attach Form 8611 . . . . .	16	

(continued on page 2)

For Paperwork Reduction Act Notice, see your tax return instructions.

Cat. No. 71478U

Schedule 2 (Form 1040) 2022



**Part II Other Taxes** *(continued)*

<b>17</b>	Other additional taxes:		
<b>a</b>	Recapture of other credits. List type, form number, and amount: _____	<b>17a</b>	
<b>b</b>	Recapture of federal mortgage subsidy, if you sold your home see instructions . . . . .	<b>17b</b>	
<b>c</b>	Additional tax on HSA distributions. Attach Form 8889 . . . . .	<b>17c</b>	
<b>d</b>	Additional tax on an HSA because you didn't remain an eligible individual. Attach Form 8889 . . . . .	<b>17d</b>	
<b>e</b>	Additional tax on Archer MSA distributions. Attach Form 8853 . . . . .	<b>17e</b>	
<b>f</b>	Additional tax on Medicare Advantage MSA distributions. Attach Form 8853 . . . . .	<b>17f</b>	
<b>g</b>	Recapture of a charitable contribution deduction related to a fractional interest in tangible personal property . . . . .	<b>17g</b>	
<b>h</b>	Income you received from a nonqualified deferred compensation plan that fails to meet the requirements of section 409A . . . . .	<b>17h</b>	
<b>i</b>	Compensation you received from a nonqualified deferred compensation plan described in section 457A . . . . .	<b>17i</b>	
<b>j</b>	Section 72(m)(5) excess benefits tax . . . . .	<b>17j</b>	
<b>k</b>	Golden parachute payments . . . . .	<b>17k</b>	
<b>l</b>	Tax on accumulation distribution of trusts . . . . .	<b>17l</b>	
<b>m</b>	Excise tax on insider stock compensation from an expatriated corporation . . . . .	<b>17m</b>	
<b>n</b>	Look-back interest under section 167(g) or 460(b) from Form 8697 or 8866 . . . . .	<b>17n</b>	
<b>o</b>	Tax on non-effectively connected income for any part of the year you were a nonresident alien from Form 1040-NR . . . . .	<b>17o</b>	
<b>p</b>	Any interest from Form 8621, line 16f, relating to distributions from, and dispositions of, stock of a section 1291 fund . . . . .	<b>17p</b>	
<b>q</b>	Any interest from Form 8621, line 24 . . . . .	<b>17q</b>	
<b>z</b>	Any other taxes. List type and amount: _____	<b>17z</b>	
<b>18</b>	Total additional taxes. Add lines 17a through 17z . . . . .		<b>18</b>
<b>19</b>	Reserved for future use . . . . .		<b>19</b>
<b>20</b>	Section 965 net tax liability installment from Form 965-A . . . . .	<b>20</b>	
<b>21</b>	Add lines 4, 7 through 16, and 18. These are your <b>total other taxes</b> . Enter here and on Form 1040 or 1040-SR, line 23, or Form 1040-NR, line 23b . . . . .		<b>21</b>

**SCHEDULE C  
(Form 1040)**

**Profit or Loss From Business  
(Sole Proprietorship)**

OMB No. 1545-0074

**2022**

Department of the Treasury  
Internal Revenue Service

Go to [www.irs.gov/ScheduleC](http://www.irs.gov/ScheduleC) for instructions and the latest information.  
Attach to Form 1040, 1040-SR, 1040-NR, or 1041; partnerships must generally file Form 1065.

Attachment  
Sequence No. **09**

Name of proprietor <b>William K. Green</b>		Social security number (SSN) <b>202-20-2002</b>
<b>A</b> Principal business or profession, including product or service (see instructions) <b>Minister</b>	<b>B</b> Enter code from instructions <b>8 1 3 0 0 0</b>	
<b>C</b> Business name. If no separate business name, leave blank.	<b>D</b> Employer ID number (EIN) (see instr.)	
<b>E</b> Business address (including suite or room no.) <b>787 Adams Street</b> City, town or post office, state, and ZIP code <b>Anytown, New York 10002</b>		
<b>F</b> Accounting method: (1) <input checked="" type="checkbox"/> Cash (2) <input type="checkbox"/> Accrual (3) <input type="checkbox"/> Other (specify)		
<b>G</b> Did you "materially participate" in the operation of this business during 2022? If "No," see instructions for limit on losses . <input checked="" type="checkbox"/> <b>Yes</b> <input type="checkbox"/> <b>No</b>		
<b>H</b> If you started or acquired this business during 2022, check here . . . . . <input type="checkbox"/>		
<b>I</b> Did you make any payments in 2022 that would require you to file Form(s) 1099? See instructions . . . . . <input type="checkbox"/> <b>Yes</b> <input checked="" type="checkbox"/> <b>No</b>		
<b>J</b> If "Yes," did you or will you file required Form(s) 1099? . . . . . <input type="checkbox"/> <b>Yes</b> <input type="checkbox"/> <b>No</b>		

**Part I Income**

<b>1</b> Gross receipts or sales. See instructions for line 1 and check the box if this income was reported to you on Form W-2 and the "Statutory employee" box on that form was checked . . . . . <input type="checkbox"/>	<b>1</b>	<b>2,000</b>
<b>2</b> Returns and allowances . . . . .	<b>2</b>	
<b>3</b> Subtract line 2 from line 1 . . . . .	<b>3</b>	<b>2,000</b>
<b>4</b> Cost of goods sold (from line 42) . . . . .	<b>4</b>	
<b>5</b> <b>Gross profit.</b> Subtract line 4 from line 3 . . . . .	<b>5</b>	<b>2,000</b>
<b>6</b> Other income, including federal and state gasoline or fuel tax credit or refund (see instructions) . . . . .	<b>6</b>	
<b>7</b> <b>Gross income.</b> Add lines 5 and 6 . . . . .	<b>7</b>	<b>2,000</b>

**Part II Expenses.** Enter expenses for business use of your home **only** on line 30.

<b>8</b> Advertising . . . . .	<b>8</b>	<b>18</b> Office expense (see instructions) . . . . .	<b>18</b>	
<b>9</b> Car and truck expenses (see instructions) . . . . .	<b>9</b>	<b>105 *</b>	<b>19</b>	
<b>10</b> Commissions and fees . . . . .	<b>10</b>	<b>20</b> Rent or lease (see instructions):	<b>20a</b>	
<b>11</b> Contract labor (see instructions) . . . . .	<b>11</b>	<b>a</b> Vehicles, machinery, and equipment . . . . .	<b>20b</b>	
<b>12</b> Depletion . . . . .	<b>12</b>	<b>b</b> Other business property . . . . .	<b>21</b>	
<b>13</b> Depreciation and section 179 expense deduction (not included in Part III) (see instructions) . . . . .	<b>13</b>	<b>21</b> Repairs and maintenance . . . . .	<b>22</b>	
<b>14</b> Employee benefit programs (other than on line 19) . . . . .	<b>14</b>	<b>22</b> Supplies (not included in Part III) . . . . .	<b>23</b>	
<b>15</b> Insurance (other than health) . . . . .	<b>15</b>	<b>23</b> Taxes and licenses . . . . .	<b>24</b>	
<b>16</b> Interest (see instructions):		<b>24</b> Travel and meals:	<b>24a</b>	
<b>a</b> Mortgage (paid to banks, etc.) . . . . .	<b>16a</b>	<b>a</b> Travel . . . . .	<b>24b</b>	<b>18 *</b>
<b>b</b> Other . . . . .	<b>16b</b>	<b>b</b> Deductible meals (see instructions) . . . . .	<b>25</b>	
<b>17</b> Legal and professional services . . . . .	<b>17</b>	<b>25</b> Utilities . . . . .	<b>26</b>	
<b>28</b> <b>Total expenses</b> before expenses for business use of home. Add lines 8 through 27a . . . . .	<b>28</b>	<b>26</b> Wages (less employment credits) . . . . .	<b>27a</b>	
<b>29</b> Tentative profit or (loss). Subtract line 28 from line 7 . . . . .	<b>29</b>	<b>27a</b> Other expenses (from line 48) . . . . .	<b>27b</b>	
<b>30</b> Expenses for business use of your home. Do not report these expenses elsewhere. Attach Form 8829 unless using the simplified method. See instructions. <b>Simplified method filers only:</b> Enter the total square footage of (a) your home: _____ and (b) the part of your home used for business: _____. Use the Simplified Method Worksheet in the instructions to figure the amount to enter on line 30 . . . . .	<b>30</b>	<b>b</b> <b>Reserved for future use</b> . . . . .	<b>31</b>	<b>0</b>
<b>31</b> <b>Net profit or (loss).</b> Subtract line 30 from line 29. • If a profit, enter on both <b>Schedule 1 (Form 1040), line 3</b> , and on <b>Schedule SE, line 2</b> . (If you checked the box on line 1, see instructions.) Estates and trusts, enter on <b>Form 1041, line 3</b> . • If a loss, you <b>must</b> go to line 32.	<b>31</b>		<b>1,877</b>	
<b>32</b> If you have a loss, check the box that describes your investment in this activity. See instructions. • If you checked 32a, enter the loss on both <b>Schedule 1 (Form 1040), line 3</b> , and on <b>Schedule SE, line 2</b> . (If you checked the box on line 1, see the line 31 instructions.) Estates and trusts, enter on <b>Form 1041, line 3</b> . • If you checked 32b, you <b>must</b> attach <b>Form 6198</b> . Your loss may be limited.			<b>32a</b> <input type="checkbox"/> All investment is at risk. <b>32b</b> <input type="checkbox"/> Some investment is not at risk.	

For Paperwork Reduction Act Notice, see the separate instructions.

Cat. No. 11334P

Schedule C (Form 1040) 2022

\*See statement attached.



**SCHEDULE SE  
(Form 1040)**

Department of the Treasury  
Internal Revenue Service

**Self-Employment Tax**

Go to [www.irs.gov/ScheduleSE](http://www.irs.gov/ScheduleSE) for instructions and the latest information.  
Attach to Form 1040, 1040-SR, or 1040-NR.

OMB No. 1545-0074

**2022**  
Attachment  
Sequence No. **17**

Name of person with self-employment income (as shown on Form 1040, 1040-SR, or 1040-NR)

William K. Green

Social security number of person  
with self-employment income

202-20-2002

**Part I Self-Employment Tax**

**Note:** If your only income subject to self-employment tax is **church employee income**, see instructions for how to report your income and the definition of church employee income.

**A** If you are a minister, member of a religious order, or Christian Science practitioner **and** you filed Form 4361, but you had \$400 or more of **other** net earnings from self-employment, check here and continue with Part I

Skip lines 1a and 1b if you use the farm optional method in Part II. See instructions.

<b>1a</b> Net farm profit or (loss) from Schedule F, line 34, and farm partnerships, Schedule K-1 (Form 1065), box 14, code A	<b>1a</b>	
<b>b</b> If you received social security retirement or disability benefits, enter the amount of Conservation Reserve Program payments included on Schedule F, line 4b, or listed on Schedule K-1 (Form 1065), box 20, code AH	<b>1b</b> (	)
Skip line 2 if you use the nonfarm optional method in Part II. See instructions.		
<b>2</b> Net profit or (loss) from Schedule C, line 31; and Schedule K-1 (Form 1065), box 14, code A (other than farming). See instructions for other income to report or if you are a minister or member of a religious order	<b>2</b>	1,489 *
<b>3</b> Combine lines 1a, 1b, and 2	<b>3</b>	1,489
<b>4a</b> If line 3 is more than zero, multiply line 3 by 92.35% (0.9235). Otherwise, enter amount from line 3	<b>4a</b>	1,375
<b>Note:</b> If line 4a is less than \$400 due to Conservation Reserve Program payments on line 1b, see instructions.		
<b>b</b> If you elect one or both of the optional methods, enter the total of lines 15 and 17 here	<b>4b</b>	0
<b>c</b> Combine lines 4a and 4b. If less than \$400, <b>stop</b> ; you don't owe self-employment tax. <b>Exception:</b> If less than \$400 and you had <b>church employee income</b> , enter -0- and continue	<b>4c</b>	1,375
<b>5a</b> Enter your <b>church employee income</b> from Form W-2. See instructions for definition of church employee income	<b>5a</b>	0
<b>b</b> Multiply line 5a by 92.35% (0.9235). If less than \$100, enter -0-	<b>5b</b>	0
<b>6</b> Add lines 4c and 5b	<b>6</b>	1,375
<b>7</b> Maximum amount of combined wages and self-employment earnings subject to social security tax or the 6.2% portion of the 7.65% railroad retirement (tier 1) tax for 2022	<b>7</b>	147,000
<b>8a</b> Total social security wages and tips (total of boxes 3 and 7 on Form(s) W-2) and railroad retirement (tier 1) compensation. If \$147,000 or more, skip lines 8b through 10, and go to line 11	<b>8a</b>	0
<b>b</b> Unreported tips subject to social security tax from Form 4137, line 10	<b>8b</b>	0
<b>c</b> Wages subject to social security tax from Form 8919, line 10	<b>8c</b>	0
<b>d</b> Add lines 8a, 8b, and 8c	<b>8d</b>	0
<b>9</b> Subtract line 8d from line 7. If zero or less, enter -0- here and on line 10 and go to line 11	<b>9</b>	147,000
<b>10</b> Multiply the <b>smaller</b> of line 6 or line 9 by 12.4% (0.124)	<b>10</b>	171
<b>11</b> Multiply line 6 by 2.9% (0.029)	<b>11</b>	40
<b>12</b> <b>Self-employment tax.</b> Add lines 10 and 11. Enter here and on <b>Schedule 2 (Form 1040), line 4</b>	<b>12</b>	211
<b>13</b> <b>Deduction for one-half of self-employment tax.</b> Multiply line 12 by 50% (0.50). Enter here and on <b>Schedule 1 (Form 1040), line 15</b>	<b>13</b>	106

**Part II Optional Methods To Figure Net Earnings** (see instructions)

<b>Farm Optional Method.</b> You may use this method <b>only</b> if <b>(a)</b> your gross farm income <sup>1</sup> wasn't more than \$9,060, <b>or (b)</b> your net farm profits <sup>2</sup> were less than \$6,540.		
<b>14</b> Maximum income for optional methods	<b>14</b>	6,040
<b>15</b> Enter the <b>smaller</b> of: two-thirds (2/3) of gross farm income <sup>1</sup> (not less than zero) <b>or</b> \$6,040. Also, include this amount on line 4b above	<b>15</b>	
<b>Nonfarm Optional Method.</b> You may use this method <b>only</b> if <b>(a)</b> your net nonfarm profits <sup>3</sup> were less than \$6,540 and also less than 72.189% of your gross nonfarm income, <sup>4</sup> <b>and (b)</b> you had net earnings from self-employment of at least \$400 in 2 of the prior 3 years. <b>Caution:</b> You may use this method no more than five times.		
<b>16</b> Subtract line 15 from line 14	<b>16</b>	
<b>17</b> Enter the <b>smaller</b> of: two-thirds (2/3) of gross nonfarm income <sup>4</sup> (not less than zero) <b>or</b> the amount on line 16. Also, include this amount on line 4b above	<b>17</b>	

<sup>1</sup> From Sch. F, line 9; and Sch. K-1 (Form 1065), box 14, code B.

<sup>2</sup> From Sch. F, line 34; and Sch. K-1 (Form 1065), box 14, code A—minus the amount you would have entered on line 1b had you not used the optional method.

<sup>3</sup> From Sch. C, line 31; and Sch. K-1 (Form 1065), box 14, code A.

<sup>4</sup> From Sch. C, line 7; and Sch. K-1 (Form 1065), box 14, code C.

**Attachment 1. Computation of expenses, allocable to tax-free ministerial income, that are non-deductible.**

<b><u>% of Non-deductible Expenses</u></b>				
		<u>Taxable</u>	<u>Tax-Free</u>	<u>Total</u>
Housing allowance:				
Ministerial retirement benefits designated as housing allowance	\$ 15,000			
Actual expenses	\$ 13,000			
Fair rental value of home (including furnishings and utilities) (\$1,200 x 12)	\$ 14,400			
Taxable portion of allowance (excess of amount designated & paid over lesser of actual expenses or fair rental value)	<u>\$ 2,000</u>	\$ 2,000		\$ 2,000
Tax-free portion of allowance (lesser of amount designated, actual expenses or fair rental value)			13,000	13,000
Gross income from occasional guest preaching engagements		2,000		2,000
Ministerial Income		<u>\$ 4,000</u>	<u>\$ 13,000</u>	<u>\$ 17,000</u>
% of nondeductible expenses: \$13,000/\$17,000 = 76%				

<b><u>Schedule C Deduction Computation</u></b>	
Business use of car:	
Miles before July 1, 2022 - 310 x 58.5¢	\$ 181
Miles after June 30, 2022 - 408 x 62.5¢	\$ 255
Total business use of car	\$ 436
Minus: Non-deductible part of business use of car (76% x \$436)	\$ (331)
Total business use of car (Line 9)	<u>\$ 105</u>
Meal expenses	\$ 75
Minus: Non-deductible part of meals & entertainment (76% x \$75)	\$ (57)
Total meal expenses (Line 24b)	<u>\$ 18</u>
 <i>Schedule C</i> deductions, Line 28	 <u>\$ 123</u>
None of the other deductions claimed in the return are allocable to tax-free income.	

**Attachment 2. Computation of Net Earnings from Self-Employment**

<b><u>Computation for Schedule SE (Form 1040)</u></b>	
Net profit from <i>Schedule C</i>	\$ 1,877
Less:	
<i>Schedule C</i> expenses allocable to tax-free income (\$331 + \$57)	<u>(388)</u>
Net Self-Employment Income <i>Schedule SE</i> , line 2	<u>\$ 1,489</u>



2023

---

**FEDERAL REPORTING  
REQUIREMENTS**

---

for Churches

Richard R. Hammar, J.D., LL.M., CPA  
Senior Editor, Church Law & Tax

## **ACKNOWLEDGMENTS**

Both the author and Christianity Today's Church Law & Tax Team would like to thank CPA Elaine Sommerville for her assistance with reviewing the material in the Guide.

© Copyright 2023 Christianity Today International. *Federal Reporting Requirements* by Richard R. Hammar. Used with permission.

This publication is intended to provide a timely, accurate, and authoritative discussion of tax reporting compliance and the impact of recent changes in the tax laws. It is not intended as a substitute for legal, accounting, or other professional advice. If legal, tax, or other expert assistance is required, the services of a competent professional should be sought. Although we believe this book provides accurate information, there may be changes resulting from IRS or judicial interpretations of the tax code, new tax regulations, or technical corrections that occurred after the printing of this edition that are not reflected in the text.

Master Plan Tax Services of Flower Mound, Texas, reviewed the material in the *2023 Federal Reporting Requirements*. For additional information, visit [MasterPlanTaxes.com](http://MasterPlanTaxes.com).



# CONTENTS

<b>INTRODUCTION</b>	<b>74</b>
<b>MAXIMIZING TAX BENEFITS FOR YOUR MINISTER</b>	<b>74</b>
Housing Allowance (and Parsonage Allowance)	74
Accountable Reimbursements	75
Flexible Spending Accounts	75
Section 403(b) Retirement Plans	76
<b>COMPLYING WITH FEDERAL PAYROLL TAX REPORTING OBLIGATIONS</b>	<b>76</b>
Step 1. Obtain an employer identification number (EIN) from the federal government if this has not been done	76
Step 2. Determine whether each church worker is an employee or self-employed	76
Step 3. Obtain the Social Security number (SSN) for each worker	77
Step 4. Have each employee complete a <i>Form W-4</i>	77
Step 5. Compute each employee's taxable wages	77
Step 6. Determine the amount of income tax to withhold from each employee's wages	78
Step 7. Withhold Social Security and Medicare taxes (FICA) from non-minister employees' wages	78
Step 8. The church must deposit the taxes it withholds	79
Step 9. All employers subject to income tax withholding, FICA, or both, must file <i>Form 941</i> quarterly	80
Step 10. Prepare a <i>Form W-2</i> for every employee, including ministers employed by the church	80
Step 11. Prepare a <i>Form 1099-NEC</i> for every self-employed person receiving non-employee compensation of \$600 or more	83
<b>OTHER IMPORTANT REQUIREMENTS FOR CHURCHES</b>	<b>84</b>
Reporting Group Term Life Insurance	84
<i>Form I-9</i>	85
Annual Certification of Racial Nondiscrimination	85
Charitable Contribution Substantiation Rules	86
Affordable Care Act Reporting	87
<b>HELPFUL NUMBERS AND RESOURCES</b>	<b>90</b>

## INTRODUCTION

The most important federal reporting obligation for most churches is the withholding and reporting of employee income taxes and Social Security taxes. These payroll reporting requirements apply, in whole or in part, to almost every church. Yet many churches do not fully comply with them for various reasons, including the following:

- The church treasurer is elected by the congregation and does not remain in office long enough to understand the application of the payroll tax reporting rules to churches.
- Church leaders assume that churches are exempt from the payroll tax reporting requirements. This is a false assumption. The courts have rejected the argument that the application of the payroll tax reporting rules to churches violates the constitutional guaranty of religious freedom.
- There are a number of special payroll tax reporting rules that apply to churches, and these often are not clearly understood by church staff members. These special rules include the following:
  - While most ministers are employees for federal income tax reporting, they are self-employed for Social Security with respect to compensation they receive for ministerial services. This means that they pay the “self-employment tax” (SECA) rather than the employee’s share of Social Security and Medicare taxes (FICA) — even if they report their federal income taxes as a church employee. It is a common mistake for churches to treat ministers as employees for Social Security and to withhold the employee’s share of FICA from their wages.
  - Wages paid to a minister as compensation for ministerial services are exempt from mandatory federal income tax withholding whether the minister reports federal income taxes as an employee or as self-employed. Ministers use the estimated tax procedure to pay their federal taxes unless they have entered into a voluntary withholding agreement with their employing church (explained below).
  - Some churches are exempt from the employer’s share of FICA because they filed a timely exemption application. For most churches, this exemption had to be filed before October 31, 1984. The exemption does not excuse the church from income tax withholding, filing *Form 941*, or issuing *Forms W-2* to church employees. The non-minister employees of a church that filed this exemption application are treated as self-employed for Social Security and must pay SECA if they are paid \$108.28 or more during the year.

▲ **WARNING:** Federal law specifies that any corporate officer, director, or employee who is responsible for withholding taxes and paying them over to the government may be liable for a penalty in the amount of 100% of such taxes if they are either not withheld or not paid over to the government. This penalty is of special relevance to church leaders, given the significant rate of noncompliance by churches with the payroll reporting procedures.

## MAXIMIZING TAX BENEFITS FOR YOUR MINISTER

### Housing Allowance (and Parsonage Allowance)

✦ **KEY POINT:** The housing allowance was challenged in federal court as an unconstitutional preference for religion. In 2019, a federal appeals court rejected this argument and affirmed the constitutionality of the allowance.

The most important tax benefit available to ministers who own or rent their home is the housing allowance exclusion. Unfortunately, many churches fail to designate a portion of their minister’s compensation as a housing allowance and thereby deprive the minister of an important tax benefit.

A housing allowance is simply a portion of a minister’s compensation that is designated in advance by the minister’s employing church. For example, in December 2022, a church agrees to pay its pastor “total compensation” of \$45,000 for 2023 and designates \$15,000 of this amount as a housing allowance (the remaining \$30,000 is salary). This costs the church nothing. It is simply a matter of designating part of a minister’s salary as a housing allowance.

The tax code specifies that the housing allowance of a minister who owns or rents a home is nontaxable in computing federal income taxes to the extent that it is (1) declared in advance, (2) used for housing expenses, and (3) does not exceed the fair rental value of the minister’s home (furnished, plus utilities).

✦ **KEY POINT:** A church cannot designate a housing allowance retroactively.

✦ **KEY POINT:** Although repayments of principal and interest on a home mortgage loan qualify as a housing expense to which a housing allowance can be applied, costs associated with refinancing a principal residence or a home equity loan qualify only if the proceeds are used for housing expenses.

Ministers who live in a church-owned parsonage that is provided rent-free as compensation for ministerial services do not include the annual fair rental value of the parsonage as

income in computing their federal income taxes. The annual fair rental value is not deducted from the minister's income. Rather, it is not reported as additional income on *Form 1040* (as it generally would be by non-clergy workers). Ministers who live in a church-provided parsonage do not pay federal income taxes on the amount of their compensation that their employing church designates in advance as a parsonage allowance to the extent that the allowance represents compensation for ministerial services and is used to pay parsonage-related expenses such as utilities, repairs, and furnishings.

Note that the housing allowance and fair rental value of a parsonage are nontaxable only when computing federal income taxes. Ministers must include their housing allowance and rental value of a parsonage as taxable income when computing their SECA (except for retired ministers). In addition, any housing provided to a minister that is excludable from taxable income pursuant to IRC §119 (relating to housing provided on an employer's premises "for the convenience of the employer") also must be included in a minister's taxable income when computing self-employment income.

✦ **KEY POINT:** Be sure that the designation of a housing allowance for the following year is on the agenda of the church or church board for its last meeting of the current year. The designation should be an official action, and it should be duly recorded in the minutes of the meeting. The IRS also recognizes designations in employment contracts and budget line items — assuming that the church duly adopted the contract or the budget and it is reflected in a written document.

## Accountable Reimbursements

The elimination of an itemized deduction for most expenses, including unreimbursed employee business expenses, hit some clergy hard. Many tax professionals encourage the use of accountable reimbursement plans (ARPs) as a means of easing the negative tax impact. The basis for this idea is the fact that while the Tax Cuts and Jobs Act of 2017 eliminated "all miscellaneous itemized deductions that are subject to the 2% floor" (including unreimbursed employee business expenses and nonaccountable reimbursed expenses), it did not modify or repeal section 62(a)(2)(A) of the tax code which excludes from tax employer reimbursements of employee business expenses under an **accountable plan**.

To be accountable, a church's reimbursement arrangement must comply with all four of the following rules:

1. Expenses must have a business connection — that is, the reimbursed expenses must represent expenses incurred by an employee while performing services for the employer.
2. Employees are reimbursed only for expenses for which they provide an adequate accounting within a reasonable

period of time (not more than 60 days after an expense is incurred).

3. Employees must return any excess reimbursement or allowance within a reasonable period of time (not more than 120 days after an excess reimbursement is paid).
4. The income tax regulations caution that in order for an employer's reimbursement arrangement to be accountable, it must meet a reimbursement requirement in addition to the three requirements summarized above. The reimbursement requirement means that an employer's reimbursements of an employee's business expenses come out of the employer's funds and not by reducing the employee's salary.

✦ **KEY POINT:** Reimbursements of business expenses under an accountable arrangement are not reported as taxable income on an employee's *Form W-2* or *Form 1040*, and there are no deductions to claim. In effect, the employee is reporting to the church rather than the IRS. This often translates into significant tax savings for the employee.

An **accountable** reimbursement arrangement should be established by the church board or congregation in an appropriate resolution. Be sure to condition the reimbursement of any expense on adequate substantiation. This will include written evidence for all expenses and receipts for most expenses of \$75 or more and for all lodging expenses, no matter the amount. For most expenses, the evidence must substantiate the amount, date, place, and business nature of each expense. The key point is this: A church must require the same degree of substantiation as would be required for a deduction on the minister's income tax return.

Churches occasionally reimburse ministers for **non-business** expenses. Such reimbursements, though they require an accounting, ordinarily must be included in the minister's wages for income tax reporting purposes, and they are not deductible by the minister. Instead, the entire amount of these reimbursements must be reported as taxable income on the minister's *Form W-2* and *Form 1040*. For example, reimbursing the travel costs associated with the minister's spouse to travel with the minister is a nonbusiness expense, even if the church requires the spouse to accompany the minister for accountability purposes. The reimbursement of the travel expenses would be taxable to the minister.

## Flexible Spending Accounts

A health flexible spending account (FSA) allows employees to be reimbursed for medical expenses. FSAs are usually funded through voluntary salary reduction agreements with one's employer. No payroll taxes are deducted from employee contributions. The employer also may contribute.

FSAs have several benefits, including the following: (1) Employer contributions can be nontaxable; (2) No payroll taxes are deducted from employee contributions; (3) Withdrawals may be tax-free if used to pay qualified medical expenses; (4) Employees can withdraw funds from an FSA to pay qualified medical expenses even if they have not placed the funds in the account.

Generally, distributions from a health FSA must be paid to reimburse the employee for qualified medical expenses. Qualified medical expenses are those incurred by an employee or the employee's spouse and certain dependents (including a child under age 27 at the end of the year).

Employees must be able to receive the total amount they have elected to contribute for the year at any time during the year, regardless of the amount they have actually contributed.

FSAs are "use-it-or-lose-it" plans. This means that amounts in the account at the end of the plan year cannot be carried over to the next year. However, the plan can provide for a grace period of up to 2½ months after the end of the plan year. If there is a grace period, any qualified medical expenses incurred in that period can be paid from any amounts left in the account at the end of the previous year. An employer is not permitted to refund any part of the balance to the employee.

✦ **KEY POINT:** An employer, at its option, may amend its cafeteria plan document to provide for the carryover to the immediately following plan year and may roll over any remaining amount if previously elected as an option by the employer.

The maximum amount available for reimbursement of incurred medical expenses of an employee and the employee's dependents under a health FSA cannot exceed \$2,850 for 2022 and \$3,050 for 2023.

Note that the Affordable Care Act (ACA) prohibits employers from using an FSA to pay for, or reimburse, the cost of individually owned health insurance policies with pre-tax dollars.

✦ **KEY POINT:** Non-prescription medicines (other than insulin) do not qualify as an expense for FSA purposes.

## Section 403(b) Retirement Plans

A 403(b) plan, also known as a tax-sheltered annuity or retirement income account, is a retirement plan for certain employees of churches and other tax-exempt organizations. These plans have the following tax benefits: (1) Employees do not pay income tax on allowable contributions until they begin making withdrawals from the plan, usually after they retire. Note, however, that lay employees must pay FICA on their contributions made under a salary reduction agreement to a 403(b) plan. (2) Earnings and gains on amounts in an

employee's 403(b) account are not taxed until they are withdrawn. (3) Employees may be eligible to claim the retirement savings contributions credit (Saver's Credit) for elective deferrals contributed to a 403(b) account. (4) A portion of the retirement payments from the 403(b) plan may be designated as housing allowance for ministers participating in church plans.

There are dollar limits on the contributions that can be made to a 403(b) account each year. If contributions made to a 403(b) account are more than these contribution limits, penalties may apply. Generally, annual contributions to a 403(b) plan cannot exceed either the limit on annual additions or the limit on elective deferrals. However, there are special catch-up elections that allow for greater contributions. See *IRS Publication 571* for details.

## COMPLYING WITH FEDERAL PAYROLL TAX REPORTING OBLIGATIONS

### Step 1. Obtain an employer identification number (EIN) from the federal government if this has not been done.

This number must be recorded on some of the forms listed below and is used to reconcile a church's deposits of withheld taxes with the *Forms W-2* it issues to employees. The employer identification number (EIN) is a nine-digit number that looks like this: 00-0246810. If your church does not have an EIN, you may apply for one online. Go to the IRS website at [IRS.gov](https://www.irs.gov) for information. You may also apply for an EIN by calling 1-800-829-4933 or faxing or mailing *Form SS-4* to the IRS. You should have only one EIN.

✦ **KEY POINT:** An EIN is not a tax exemption number and has no relation to your nonprofit corporation status. It merely identifies you as an employer subject to tax withholding and reporting and ensures that your church receives proper credit for payments of withheld taxes.

### Step 2. Determine whether each church worker is an employee or self-employed.

In some cases, it is difficult to determine whether a particular worker is an employee or is self-employed. If in doubt, churches should treat a worker as an employee since substantial penalties can be assessed against a church for treating a worker as self-employed whom the IRS later reclassifies as an employee. In general, a self-employed worker is one who is not subject to the control of an employer with respect to how a job is to be done. Further, a self-employed person typically is engaged in a specific trade or business and offers his or her services to the general public.

The IRS and the courts have applied various tests to assist in classifying a worker as an employee or self-employed. Factors

that tend to indicate employee status include the following:

- The worker is required to follow an employer's instructions regarding when, where, and how to work.
- The worker receives on-the-job training from an experienced employee.
- The worker is expected to perform the services personally and not use a substitute.
- The employer, rather than the worker, hires and pays any assistants.
- The worker has a continuing working relationship with the employer.
- The employer establishes set hours of work.
- The worker is guaranteed a regular wage amount for an hourly, weekly, or other period of time.
- The worker is expected to work full-time.
- The work is done on the employer's premises.
- The worker must submit regular oral or written reports to the employer.
- The worker's business expenses are reimbursed by the employer.
- The employer furnishes the worker's tools, supplies, and equipment.
- The worker does not work for other employers.
- The worker does not advertise his or her services to the general public.

Not all of these factors must be present for a worker to be an employee. But if most of them apply, the worker is an employee. The most important factor is the first one listed, indicating an extensive amount of control over the worker. Once again: If in doubt, treat the worker as an employee.

❖ **KEY POINT:** Some fringe benefits are nontaxable only when received by employees.

### **Step 3. Obtain the Social Security number (SSN) for each worker.**

After determining whether a worker is an employee or self-employed, you must obtain the worker's Social Security number (SSN). A worker who does not have an SSN can obtain one by filing *Form SS-5*. This is a Social Security Administration (SSA) form, not an IRS form. If a self-employed worker performs services for your church (and earns at least \$600 for the year) but fails to provide you with his or her SSN,

then the church is required by law to withhold a specified percentage of compensation as backup withholding. The backup withholding rate is 24% for 2023.

A self-employed person can stop backup withholding by providing the church with a correct SSN.

The church will need the correct number to complete the worker's *Form 1099-NEC* (discussed later).

Churches can be penalized if the SSN they report on a *Form 1099-NEC* is incorrect unless they have exercised due diligence. A church will be deemed to have exercised due diligence if it has self-employed persons provide their SSNs using *Form W-9*. It is a good idea for churches to present self-employed workers (e.g., guest speakers, contract laborers) with a *Form W-9* and to backup withhold unless the worker returns the form. The church should retain each *Form W-9* to demonstrate its due diligence.

All taxes withheld through backup withholding must be reported to the IRS on *Form 945*. The *Form 945* for 2022 must be filed with the IRS by January 31, 2023. However, if you made deposits on time in full payment of the taxes for the year, you may file the return by February 10, 2023.

❖ **KEY POINT:** Many times, churches will host guest speakers or other workers from other countries. Nonresident aliens are not taxed in the same manner as U.S. citizens. While they are not subject to the above rules, they are subject to other mandatory reporting and withholding rules. Prior to making payments, churches should seek professional assistance in determining the applicable reporting and withholding rules for payments made to workers from other countries.

### **Step 4. Have each employee complete a *Form W-4*.**

Employees, except ministers, need to provide their employer with a *Form W-4* to enable the employer to know how much income tax to withhold from their pay. Ministers may provide a *Form W-4* if they elect to have federal income tax withheld from their pay. In the past, withholding was based on the number of allowances an employee claimed on *Form W-4*. The IRS made major changes to *Form W-4* for tax year 2020 and future years. Most importantly, withholding allowances are no longer used to determine the amount of taxes at all. To provide maximum accuracy, employees are encouraged to use the Tax Withholding Estimator available at [IRS.gov/W4app](https://www.irs.gov/W4app).

### **Step 5. Compute each employee's taxable wages.**

The amount of taxes that a church should withhold from an employee's wages depends on the amount of the employee's wages and the information contained on his or her *Form W-4*. A church must determine the wages of each employee that are subject to withholding. Wages subject to federal withholding

include pay given to an employee for services performed. The pay may be in cash or other noncash forms. Measure pay that is not in money (such as property) by its fair market value and not the cost to the church. Wages often include a number of items in addition to salary. (There is a comprehensive list of examples in Step 10.)

## **Step 6. Determine the amount of income tax to withhold from each employee's wages.**

The way employers determine federal income tax withholding is changing to match the changes to the new *Form W-4*. Beginning in 2020, employers use IRS *Publication 15-T* to figure the amount of federal income tax to withhold from their employees' wages.

Beginning with the 2020 *Form W-4*, employees will no longer be able to request adjustments to their withholding using withholding allowances. Instead, using the new *Form W-4*, employees will provide employers with amounts to increase or reduce taxes and amounts to increase or decrease the amount of wage income subject to income tax withholding. The computations described in *Publication 15-T* will allow employers to figure withholding regardless of whether the employee provided a *Form W-4* in an earlier year or will provide a new *Form W-4* in 2023. *Publication 15-T* also allows employers to figure withholding based on their payroll system (automated or manual) and withholding method of choice.

*Publication 15-T* describes five methods for determining the amount of income taxes to be withheld from an employee's wages in 2023:

1. Percentage method tables for automated payroll systems
2. Wage bracket method tables for manual payroll systems with *Forms W-4* from 2020 or later
3. Wage bracket method tables for manual payroll systems with *Forms W-4* from 2019 or earlier
4. Percentage method tables for manual payroll systems with *Forms W-4* from 2020 or later
5. Percentage method tables for manual payroll systems with *Forms W-4* from 2019 or earlier

⊕ **KEY POINT:** The IRS is asserting that the new method for computing withheld taxes is allegedly simpler. But many employers believe the opposite is true. Fortunately, the IRS provides an online withholding estimator at [IRS.gov/W4App](https://www.irs.gov/W4App) to assist employees in determining the amount to include on *Form W-4*.

Wages paid to a minister as compensation for ministerial services are exempt from income tax withholding. However, ministers who report their income taxes as employees can enter into a voluntary withholding arrangement with their

church. Under such an arrangement, the church withholds federal income taxes from the minister's wages as if the minister's wages are not exempt from withholding. Some ministers find voluntary withholding attractive since it avoids the often difficult task of budgeting for four significant quarterly estimated tax payments.

A minister may initiate voluntary withholding by providing the church with a completed IRS *Form W-4*. The filing of this form is deemed to be a request for voluntary withholding. A minister may also request an amount of withholding through any other written instruction.

Voluntary withholding arrangements may be terminated at any time by either the church or minister, or by mutual consent.

The tax code specifies that ministers are self-employed for Social Security with respect to services performed in the exercise of ministry. Therefore, a church whose minister elects voluntary withholding is only obligated, and may only agree, to withhold the minister's federal income taxes. The minister is still required to use the estimated tax procedure to report and prepay SECA. However, ministers electing voluntary withholding can indicate on line 4c (2022 and 2023 *Form W-4*) that they want an additional amount of income taxes to be withheld from each pay period that will be sufficient to pay the estimated self-employment tax liability by the end of the year. This additional withholding of income taxes becomes a credit that can be applied against a minister's SECA on *Form 1040*. It is reported by the church as additional income taxes withheld on its quarterly *Form 941*. Many churches incorrectly report these additional withholdings as FICA.

Since any tax paid by voluntary withholding is deemed to be timely paid, a minister who pays SECA using this procedure will not be liable for any underpayment penalty (assuming that a sufficient amount of taxes is withheld).

## **Step 7. Withhold Social Security and Medicare taxes (FICA) from non-minister employees' wages.**

Employees and employers each pay FICA equal to 7.65% of an employee's wages when wages paid are \$100 or more in a calendar year. The 7.65% tax rate is comprised of two components: (1) a Medicare hospital insurance (HI) tax of 1.45%, and (2) an "old age, survivor and disability" (Social Security) tax of 6.2%. There is no maximum amount of wages subject to the HI tax. For 2022, the maximum wages subject to the Social Security tax (the 6.2% amount) was \$147,000. It increases to \$160,200 for 2023.

Beginning in 2013, the ACA increased the employee portion of the HI tax by an additional tax of 0.9% on wages received in excess of \$200,000. (This tax is not matched by the employer.) This additional tax is required to be withheld once wages paid to a non-minister employee reach \$200,000. However,

unlike the general 1.45% HI tax on wages, this additional tax is on the combined wages of the employee and the employee's spouse, in the case of a joint return. The threshold amount is \$250,000 in the case of a joint return or surviving spouse and \$200,000 for single persons. The \$250,000 and \$200,000 amounts are not adjusted for inflation and remain the same for 2023.

✦ **KEY POINT:** Even though the tax does not start until \$250,000 for couples filing jointly, the withholding mandate starts with any employee's wages exceeding \$200,000. Therefore, it is possible for an employee to have the additional tax withheld but not owe the additional tax. In these instances, the additional tax withheld is treated as an additional tax payment on the employee's individual tax return. Since the tax is on combined wages for married couples filing jointly, it is also possible that the combination of wages on a couple's *Form 1040* will initiate the tax without any associated withholding of the tax.

The Social Security tax rates for 2022 and 2023 are shown in the following table:

Year	Tax on Employee	Tax on Employer	Combined Tax
2022	7.65%	7.65%	15.3%
2023	7.65%	7.65%	15.3%

✦ **KEY POINT:** Federal law allowed churches that had non-minister employees as of July 1984 to exempt themselves from the employer's share of FICA by filing a *Form 8274* with the IRS by October 31, 1984. Many churches did so. The exemption was available only to those churches that were opposed for religious reasons to the payment of Social Security taxes. (Prior to 1984, nonprofit organizations, including churches, did not participate in the Social Security system.) The effect of such an exemption is to treat all non-minister church employees as self-employed for Social Security purposes. Such employees must pay SECA if they are paid \$108.28 or more for the year. Churches hiring their first non-minister employee after 1984 have until the day before the due date for their first quarterly *Form 941* to file the exemption application. Churches can revoke their exemption by filing a *Form 941* accompanied by full payment of FICA for that quarter. Many churches have done so, often inadvertently.

## Step 8. The church must deposit the taxes it withholds.

Churches accumulate three kinds of federal payroll taxes:

1. Income taxes withheld from employees' wages
2. The employees' share of FICA (withheld from employees' wages)

### 3. The employer's share of FICA

Most employers must deposit payroll taxes on a monthly or semiweekly basis. An employer's deposit status is determined by the total taxes reported in a four-quarter lookback period. For 2023, the lookback period will be July 1, 2021, through June 30, 2022.

**Monthly Depositor Rule.** Churches that reported payroll taxes of \$50,000 or less in the lookback period will deposit their withheld taxes for 2023 on a monthly basis. Payroll taxes withheld during each calendar month, along with the employer's share of FICA, must be deposited by the fifteenth day of the following month.

**Semiweekly Depositor Rule.** Churches that reported payroll taxes of more than \$50,000 in the lookback period must deposit their withheld taxes on a semiweekly basis. This means that for paydays falling on Wednesday, Thursday, or Friday, the payroll taxes must be deposited on or by the following Wednesday. For all other paydays, the payroll taxes must be deposited on the Friday following the payday.

**\$100,000 Next-Day Deposit Rule.** Regardless of whether a church is a monthly schedule depositor or a semiweekly schedule depositor, if accumulated taxes withheld reach \$100,000 or more on any day during a deposit period, the church must deposit the taxes by the next business day. Additionally, any employer subject to this deposit rule becomes a semiweekly depositor for the remainder of the calendar year and the following calendar year.

**Payment with Return Rule.** If you accumulate less than a \$2,500 tax liability during the current or previous quarter, you may make a payment with *Form 941* instead of depositing monthly. See *IRS Publication 15* for more information.

✦ **KEY POINT:** All deposits must be made using the Electronic Federal Tax Payment System® (EFTPS). There are penalties for depositing late or for mailing payments directly to the IRS that are required to be deposited unless you have reasonable cause for doing so. To enroll in EFTPS, call 1-800-555-4477, or to enroll online, visit *EFTPS.gov*. If you do not want to use EFTPS, you can arrange for your tax professional, financial institution, payroll service, or other trusted third party to make deposits on your behalf.

✦ **KEY POINT:** New churches in their first year of existence are treated as a monthly depositor unless the \$100,000 Next-Day-Deposit Rule applies. Additionally, new churches, indicating they will be making payroll tax deposits, are pre-enrolled in EFTPS and should receive a letter with their four-digit EFTPS PIN.

## Step 9. All employers subject to income tax withholding, FICA, or both, must file *Form 941* quarterly.

*Form 941* reports the number of employees and amount of FICA and withheld income taxes that are payable. *Form 941* is due on the last day of the month following the end of each calendar quarter.

Quarter	Ending	Due date of <i>Form 941</i>
1st (January–March)	March 31	April 30
2nd (April–June)	June 30	July 31
3rd (July–September)	September 30	October 31
4th (October–December)	December 31	January 31

If any due date for filing shown above falls on a Saturday, Sunday, or legal holiday, you may file your return on the next business day.

*Form 941* may be filed electronically. For more information, visit the IRS website at [IRS.gov](https://www.irs.gov).

❖ **KEY POINT:** *Form 944* replaces *Form 941* for eligible small employers. The purpose of *Form 944* is to reduce the burden on the smallest employers by allowing them to file their employment tax returns annually and, in most cases, pay the employment tax due with their return. Generally, you are eligible to file this form only if your payroll taxes for the year are \$1,000 or less. Do not file *Form 944* unless the IRS has sent you a notice telling you to file it. If a church believes it is eligible for this filing, it may contact the IRS and request a change in its filing requirements.

## Step 10. Prepare a *Form W-2* for every employee, including ministers employed by the church.

A church reports each employee's taxable income and withheld income taxes, as well as FICA, on this form. A church should furnish *Copies B, C, and 2* of the 2022 *Form W-2* to each employee by January 31, 2023. File *Copy A* with the SSA by January 31, 2023. Send all *Copies A* with *Form W-3*. If you file electronically, the due date remains January 31, 2023. The Taxpayer First Act of 2019 requires electronic filing for employers filing 10 or more *Forms W-2* beginning with the forms due in January of 2023. However, the new law is pending implementation until the IRS issues the related regulations. Until the IRS updates these regulations, the current threshold for mandatory electronic filing is 250 forms. Electronic filing requirements may be confirmed in January at [IRS.gov](https://www.irs.gov). It is best if churches utilize electronic filing, if possible, as it is a more secure and reliable method of filing any type of payroll report. Churches new to the electronic filing requirements may be able to utilize the SSA's Business Services Online option to electronically file the forms.

❖ **KEY POINT:** Be sure to add cents to all amounts. Make all dollar entries without a dollar sign and comma but with a decimal point and cents. For example, \$1,000 should read "1000.00". Government scanning equipment assumes that the last two figures of any amount are cents. If you report \$40,000 of income as "40000", the scanning equipment would interpret this as 400.00 (\$400)!

You may need some assistance with some of the boxes on *Form W-2*. Consider the following:

**Box a.** Report the employee's SSN. Insert "applied for" if an employee does not have an SSN but has applied for one. If you do not provide the correct employee's name and SSN on *Form W-2*, you may owe a penalty unless you have reasonable cause.

**Box b.** Insert your church's EIN. This is a nine-digit number that is assigned by the IRS. If you do not have one, you can obtain one by submitting a completed *Form SS-4* to the IRS. Some churches have more than one EIN (for example, some churches that operate a private school have a number for both the church and the school). Be sure that the EIN listed on an employee's *Form W-2* is the one associated with the employee's actual employer.

❖ **KEY POINT:** A church should not have more than one EIN. If your church has more than one, then steps should be taken to bring all payroll reporting under one number and discontinue the use of the second number.

**Box c.** Enter your church's name, address, and ZIP Code™. This should be the same address reported on your *Form 941*.

**Box d.** You may use this box to identify individual *Forms W-2*. You are not required to use this box.

**Box e.** Enter the employee's name.

**Box f.** Enter the employee's address and ZIP Code.

**Box 1.** Report all federal taxable wages paid to workers who are treated as employees for federal income tax reporting purposes. This includes:

- Salary, bonuses, prizes, and awards.
- Taxable fringe benefits (including cost of employer-provided group term life insurance coverage that exceeds \$50,000).
- The value of the personal use of an employer-provided car.
- Most Christmas, birthday, anniversary, retirement, and other special occasion gifts paid for by the church.
- Business expense reimbursements paid under a non-accountable plan (one that does not require substantiation of business expenses within a reasonable time or does



not require excess reimbursements to be returned to the church or reimburses expenses out of salary reductions). Also, note that such reimbursements are subject to income tax and Social Security withholding if paid to non-minister employees.

- Generally, payments made under an accountable plan are excluded from the employee's gross income and are not reported on *Form W-2*. However, if you pay a per diem or mileage allowance and the amount paid for substantiated miles or days traveled exceeds the amount treated as substantiated under IRS rules, you must report as wages on *Form W-2* the amount in excess of the amount treated as substantiated. The excess amount is subject to income tax withholding and FICA (or railroad retirement taxes, if applicable). Report the amount treated as substantiated (that is, the nontaxable portion) in Box 12 using code L.
- Moving expenses and expense reimbursements (except for reimbursements of the travel expenses of members of the U.S. Armed Forces on active duty).
- Any portion of a minister's SECA paid by the church.
- Amounts includible in income under a nonqualified deferred compensation plan (NQDC) because of section 409A.
- Designated Roth contributions made under a section 403(b) salary reduction agreement.
- Church reimbursements of a spouse's travel expenses incurred while accompanying a minister on a business trip represent income to the minister unless the spouse's presence serves a legitimate and necessary business purpose and the spouse's expenses are reimbursed by the church under an accountable plan.
- Churches that make a below-market loan to a minister of at least \$10,000 create taxable income to the minister (some exceptions apply). A below-market loan is a loan on which no interest is charged or on which interest is charged at a rate below the applicable federal rate.
- Churches that forgive a minister's debt to the church create taxable income to the minister.
- Severance pay.
- Payment of a minister's personal expenses by the church.
- Employee contributions to a Health Savings Account (HSA) unless contributed through a section 125 cafeteria plan.
- Employer contributions to an HSA if includable in the income of the employee.
- Employee contributions toward group health insurance premiums unless they are contributed through a section 125 cafeteria plan.

- Most "love gifts" from a church to its pastor.

For ministers who report their income taxes as employees, do not report in Box 1 the annual fair rental value of a parsonage or any portion of a minister's compensation that was designated (in advance) as a housing allowance by the church. Also, some contributions made to certain retirement plans out of an employee's wages are not reported. If the nontaxable portion of a housing allowance (the lesser of actual expenses or the fair rental value plus utilities) is less than the church-designated allowance, it is the minister's responsibility to report the excess housing allowance as additional income on line 1 of his *Form 1040* (if an employee) or on *Schedule C* (if self-employed).

**▲ CAUTION:** Taxable fringe benefits not reported as income in Box 1 may constitute an automatic excess benefit transaction exposing the recipient and members of the church board to intermediate sanctions in the form of substantial excise taxes.

**⚡ KEY POINT:** Churches should not include in Box 1 the annual fair rental value of a parsonage or a housing allowance provided to a minister as compensation for ministerial services.

**Box 2.** List all federal income taxes that you withheld from the employee's wages. The amounts reported in this box (for all employees) should correspond to the amount of withheld income taxes reported on your four *Forms 941*.

**Box 3.** Report an employee's wages subject to the "Social Security" component (the 6.2% rate for 2022) of FICA. Box 3 should not list more than the maximum wage base for the "Social Security" component of FICA (\$147,000 for 2022, \$160,200 for 2023). This box usually will be the same as Box 1 but not always. For example, certain retirement contributions are included in Box 3 that are not included in Box 1. To illustrate, contributions to a 403(b) plan by salary reduction agreement may be excludable from income and not reportable in Box 1, but they are subject to FICA, and accordingly, they represent Social Security and Medicare wages for non-minister employees.

**⚡ KEY POINT:** Remember that ministers (including those who report their income taxes as employees) are self-employed for Social Security with respect to their ministerial services, and so they pay SECA rather than the employee's share of FICA.

Churches that filed a timely *Form 8274*, exempting themselves from the employer's share of FICA, do not report the wages of non-minister employees in this box since such employees are considered self-employed for Social Security purposes.

**Box 4.** Report the Social Security component (6.2%) of FICA that you withheld from a non-minister employee's wages. This tax is imposed on all wages up to a maximum of \$147,000 for 2022 and \$160,200 for 2023. Do not report the church's portion (the employer's share) of FICA. Ministers who report their income taxes as employees are still treated as self-employed for Social Security with respect to compensation from the performance of ministerial services. For ministers, this box should be left blank.

**Box 5.** Report a non-minister employee's current and deferred (if any) wages subject to the Medicare component (1.45%) of FICA. This will be an employee's entire wages regardless of the amount. There is no ceiling. For persons earning less than the annual maximum earnings subject to the 6.2% Social Security tax (\$147,000 for 2022 and \$160,200 for 2023), Boxes 3 and 5 should show the same amount. If you pay more than \$147,000 (\$160,200 for 2023) to a non-minister employee in 2023, Box 3 should show \$147,000 (\$160,200 for 2023), and Box 5 should show the full amount of wages paid.

**Box 6.** Report the Medicare component of FICA that you withheld from the non-minister employee's wages. This tax is imposed on all wages, current and deferred (if any), regardless of amount. For ministers, this box should be left blank.

**Box 10.** Show the total dependent care benefits under a dependent care assistance program (section 129) paid or incurred by you for your employee. Include the fair market value of employer-provided daycare facilities and amounts paid or incurred for dependent care assistance in a section 125 cafeteria plan. Report all amounts paid or incurred, including those in excess of the \$5,000 exclusion. Include any amounts over \$5,000 in Boxes 1, 3, and 5. For more information, see IRS *Publication 15-B*.

**Box 11.** The purpose of Box 11 is for the SSA to determine if any part of the amount reported in Box 1 or Boxes 3 or 5 was earned in a prior year. The SSA uses this information to verify that they have properly applied the Social Security earnings test and paid the correct amount of benefits. Report distributions to an employee from a non-qualified plan in Box 11. Also, report these distributions in Box 1. Under non-qualified plans, deferred amounts that are no longer subject to a substantial risk of forfeiture are taxable even if not distributed. Report these amounts in Boxes 3 (up to the Social Security wage base) and 5. Do not report in Box 11 deferrals included in Boxes 3 or 5 and deferrals for current year services (such as those with no risk of forfeiture).

If you made distributions and also are reporting any deferrals in Boxes 3 or 5, do not complete Box 11. See IRS *Publication 957*.

Unlike qualified plans, non-qualified plans do not meet the qualification requirements for tax-favored status. Non-qualified plans include those arrangements traditionally

viewed as deferring the receipt of current compensation, such as a rabbi trust. Welfare benefit plans and plans providing termination pay, or early retirement pay, are not generally non-qualified plans.

❖ **KEY POINT:** Non-qualified retirement plans are subject to many difficult technical rules and substantial penalties for compliance failures. Additional information is available in IRS *Publications 15* and *957*, but qualified professional guidance is also recommended.

**Box 12.** Insert the appropriate code and dollar amount in this box. Insert the code letter followed by a space, and then insert the dollar amount on the same line within the box. Do not enter more than four codes in this box. If more space is needed, use another *Form W-2*. Use capital letters for the codes and remember not to use dollar signs or commas. For example, to report a \$3,000 contribution to a section 403(b) tax-sheltered annuity, you would report "E 3000.00" in this box. The codes are as follows:

A – This will not apply to church employees.

B – This will not apply to church employees.

C – You (the church) provided your employee with more than \$50,000 of group term life insurance. Report the cost of coverage in excess of \$50,000. It should also be included in Box 1 (and in Boxes 3 and 5 for non-minister employees).

D – Generally not applicable to churches.

E – The church made contributions to a 403(b) plan pursuant to a salary reduction agreement on behalf of the employee. Report the amount of the contributions. While this amount ordinarily is not reported in Box 1, it is included in Boxes 3 and 5 for non-minister employees since it is subject to FICA with respect to such workers.

F – Generally not applicable to churches.

G – Generally not applicable to churches.

H – Generally not applicable to churches.

J – You (the church) are reporting sick pay. Show the amount of any sick pay that is not includable in the employee's income because he or she contributed to the sick pay plan.

K – Generally not applicable to churches.

L – You (the church) reimbursed the employee for employee business expenses using the standard mileage rate or the per diem rates, and the amount you reimbursed exceeds the amounts allowed under these methods. Enter code "L" in Box 12, followed by the amount of the reimbursements that equal the allowable standard mileage or per diem rates. Any excess should be included in Box 1. For non-minister employees, report the excess in Boxes 3 (up to the Social

Security wage base) and 5 as well. Do not include any per diem or mileage allowance reimbursements for employee business expenses in Box 12 if the total reimbursements are less than or equal to the amount deemed substantiated under the IRS-approved standard mileage rate or per diem rates.

M, N — Generally not applicable to churches.

P — Not applicable to churches.

Q — Generally not applicable to churches.

R — Report employer contributions to a medical savings account on behalf of the employee. Any portion that is not excluded from the employee's income also should be included in Box 1.

S — Report employee salary reduction contributions to a SIMPLE retirement account. However, if the SIMPLE account is part of a 401(k) plan, use code D.

T — Report amounts paid (or expenses incurred) by an employer for qualified adoption expenses furnished to an employee under an adoption assistance program.

V — Generally not applicable to churches.

W — Report employer contributions to an HSA. Include amounts the employee elected to contribute using a cafeteria plan.

Y — It is no longer necessary to report deferrals under a section 409A NQDC in Box 12 using code Y.

Z — Report all amounts deferred (including earnings on deferrals) under an NQDC plan that are included in income under section 409A of the tax code because the NQDC fails to satisfy the requirements of section 409A. Do not include amounts properly reported on *Forms 1099-NEC* or *W-2* for a prior year. Also, do not include amounts considered to be subject to a substantial risk of forfeiture for purposes of section 409A. The amount reported in Box 12 using code Z is also reported in Box 1.

AA — Generally not applicable to churches.

BB — Report designated Roth contributions under a section 403(b) salary reduction agreement. Do not use this code to report elective deferrals under code E.

DD — The ACA requires employers to report the cost of coverage under an employer-sponsored group health plan. IRS *Notice 2011-28* provided relief for smaller employers filing fewer than 250 *Forms W-2* by making the reporting requirement optional for them until further guidance is issued by the IRS. The reporting under this provision is for information only; the amounts reported are not included in taxable wages and are not subject to new taxes.

EE — Generally not applicable to churches.

FF — Use this code to report the total amount of permitted benefits under a Qualified Small Employer Health Reimbursement Arrangement (QSEHRA). The maximum reimbursement for an eligible employee under a QSEHRA for 2022 is \$5,450 (\$11,050 if it also provides reimbursements for family members). Report the amount of payments and reimbursements the employee is entitled to receive under the QSEHRA for the calendar year, not the amount the employee actually receives. For example, a QSEHRA provides a permitted benefit of \$3,000. If the employee receives reimbursements of \$2,000, report a permitted benefit of \$3,000 in Box 12 with code FF.

**Box 13.** Check the appropriate box.

- **Statutory employee.** Churches rarely, if ever, have statutory employees. These include certain drivers, insurance agents, and salespersons.
- **Retirement plan.** Mark this checkbox if the employee was an active participant (for any part of the year) in any of the following: (1) a qualified pension, profit-sharing, or stock bonus plan described in section 401(a) (including a 401(k) plan); (2) an annuity contract or custodial account described in section 403(b); (3) a simplified employee pension (SEP) plan; or (4) a SIMPLE retirement account.
- **Third-party sick pay.** Churches generally will not check this box.

**Box 14.** This box is optional. Use it to provide information to an employee. Some churches report a church-designated housing allowance in this box. The IRS uses Box 14 for this purpose in a comprehensive minister tax example in the current edition of its *Publication 517*, but this is not a requirement.

**\$ TAX TIP:** The IRS has provided the following suggestions to reduce the discrepancies between amounts reported on *Forms W-2*, *W-3*, and *Form 941*: First, be sure the amounts on *Form W-3* are the total amounts from *Forms W-2*. Second, reconcile *Form W-3* with your four quarterly *Forms 941* by comparing amounts reported for: (1) Income tax withholding (Box 2). (2) Social Security and Medicare wages (Boxes 3, 5, and 7). (3) FICA (Boxes 4 and 6). Amounts reported on *Forms W-2*, *W-3*, and *941* may not match for valid reasons. If they do not match, you should determine that the reasons are valid. The SSA will issue an inquiry notice when these amounts do not match.

**Step 11. Prepare a Form 1099-NEC for every self-employed person receiving non-employee compensation of \$600 or more.**

By January 31, 2023, churches must furnish *Copy B* of *Form 1099-NEC Nonemployee Compensation* to any self-employed

person to whom the church paid non-employee compensation of \$600 or more in 2022. This form (rather than a *Form W-2*) should be provided to clergy who report their federal income taxes as self-employed, since the Tax Court and the IRS have both ruled that a worker who receives a *Form W-2* rather than a *Form 1099-NEC* is presumed to be an employee rather than self-employed. The reverse is also true; when a worker receives a *Form 1099-NEC* rather than a *Form W-2*, the worker is presumed not to be an employee and is ineligible for favorable tax treatment of employer-provided benefits. For example, a minister reported on a *Form 1099-NEC* may not exclude from income the value of church-provided health insurance. Other persons to whom churches may be required to issue a *Form 1099-NEC* include evangelists, guest speakers, and contractors.

**\$ TAX TIP:** Churches should not only look at payments to individuals. Payments to limited liability companies (LLC) are also subject to reporting on *Form 1099-NEC* and are often overlooked.

Churches must send *Copy A* of *Forms 1099-NEC*, along with *Form 1096*, to the IRS by January 31, 2023, if non-employee compensation is reported in Box 1. If you file electronically, the due date for filing *Copy A* with the IRS is also January 31, 2023, if you are reporting non-employee compensation Box 1.

**\$ TAX TIP:** The IRS is launching the Information Return Intake System (IRIS) for the 2022 tax year in January of 2023, that will allow employers to file electronically without special software. Filing electronically is a more secure option than submitting paper returns to the IRS.

To illustrate, if a guest speaker visited a church in 2022 and received compensation from the church in an amount of \$600 or more (net of any housing allowance or travel expenses reimbursed under an accountable plan), then the church must issue the person *Copy B* of *Form 1099-NEC* by January 31, 2023.

Exceptions apply. For example, a church need not issue a *Form 1099-NEC* to a corporation (other than to attorneys that are incorporated), or to a person who will be receiving a *Form W-2* for services rendered to the church (all income should be reported on the *Form W-2*). Also, travel expense reimbursements paid to a self-employed person under an accountable reimbursement plan do not count toward the \$600 figure. Additionally, if supplies are purchased from a self-employed person, the amount does not count toward the \$600 filing limit if the amount for the supplies has been separately stated on the invoice from the contractor.

To complete *Form 1099-NEC*, the church will need to obtain the recipient's name, address, and SSN. Churches should obtain this information at the time of the person's visit since it often can be difficult to obtain the necessary information at a later

date. *IRS Form W-9* can be used to obtain this information. If a self-employed person, who is paid \$600 or more during the course of a year by a church, refuses to provide an SSN, then the church is required to withhold a percentage of the person's total compensation as backup withholding. See Step 3 above. The backup withholding rate is 24% for 2023.

## OTHER IMPORTANT REQUIREMENTS FOR CHURCHES

### Reporting Group Term Life Insurance

You must include in the income of employees an imputed cost of employer-provided group term life insurance coverage (including death benefits under the benefits plan) that exceeds \$50,000. You must also include the imputed cost of all employer-provided group term life insurance on the life of a spouse or dependent if the coverage provided exceeds \$2,000. The imputed cost can be determined according to the following table:

**Cost Per \$1,000 of Protection for 1-Month Period**

Age Brackets	Cost
Under 25	5 cents
25–29	6 cents
30–34	8 cents
35–39	9 cents
40–44	10 cents
45–49	15 cents
50–54	23 cents
55–59	43 cents
60–64	66 cents
65–69	\$1.27
70 and above	\$2.06

**EXAMPLE:** Church A pays the premiums on a \$70,000 group term insurance policy on the life of Pastor B with B's wife as beneficiary. Pastor B is 29 years old. Church A also pays the premium on a \$5,000 group term life insurance policy which covers Pastor B's wife, who is 30 years old. The church would have to report \$19.20 as the imputed cost of the insurance provided to Pastor B and his wife. This amount is computed as follows: (1) For Pastor B, the table shows the "cost" per month for each \$1,000 of group term life insurance in excess of \$50,000. To compute the cost for Pastor B, take 6 cents x 12 months = 72 cents x 20 (corresponding to \$20,000 of group term life insurance in excess of \$50,000) = \$14.40. (2) In addition, the cost of the entire \$5,000 of insurance provided to Pastor B's wife would have to be computed. Take 8 cents x 12 months = 96 cents x 5 (corresponding to \$5,000 of group term life insurance) = \$4.80. Combine this amount with the cost of Pastor B's excess insurance to obtain the taxable amount of \$19.20. Church A should include this amount with wages in Box 1 of *Form W-2*. This amount should also be reported

in Box 12 and labeled code C. Any includable amount is subject to income tax as well as FICA withholding for non-minister church employees.

## Form I-9

All employers are responsible for verifying the identity and eligibility of employees to work in the United States. As employers, churches must complete an *Employment Eligibility Verification* form for each new employee. This form is better known as *Form I-9*.

*Form I-9* is not an IRS form and is not filed with any government agency. However, it is important for churches to be familiar with this form because they can be assessed fines for failing to comply with the requirements summarized below. In reviewing the requirements below, it is important to remember that *Form I-9* has a physical (in-person) verification requirement unless a worker is 100% remotely working due to COVID-19 requirements.

Churches should:

- Ensure that each new employee completes Section 1 of the *Form I-9* on or before his or her first day of compensated work. Review the employee's documents and fully complete Section 2 of *Form I-9* within three business days of the hire. Collect a *Form I-9* for all employees, including ministers, hired after November 6, 1986, even if the church has no doubt that someone is a U.S. citizen. An employee signs part of the form, and the employer signs part of the form. The form's instructions list documents employees may show to verify their identity and eligibility to work in the United States.
- Review the U.S. Citizenship and Immigration Services website ([USCIS.gov](https://uscis.gov)) for instructions that will assist you in completing *Form I-9*. You can also download *Form I-9* from the USCIS website.
- Collect forms from new employees only, not from all applicants. When extending job offers, churches should clarify that employment is conditioned on the completion of a *Form I-9*. Employers should remind new employees to bring their documents on the first day of work. Forms should be completed no later than the end of the employee's third day at work.
- Accept documents that appear to be genuine and relate to the employee. If churches act reasonably when deciding that a document is genuine, they will not be held responsible for a mistake. Churches may keep photocopies of original identification and verification documents with each employee form. This is not required by law but may be helpful in case there is ever a question about whether a document was genuine.

- Employers must retain an employee's completed *Form I-9* for as long as the individual works for the employer. Once the individual's employment has terminated, the employer must determine how long after termination the *Form I-9* must be retained, which is either three years after the date of hire, or one year after the date employment is terminated, whichever is later. *Forms I-9* can be retained either on paper, microform, or electronically.
  - Upon request, show completed forms to authorized officials of the Department of Homeland Security (DHS), Department of Labor (DOL), or the U.S. Department of Justice Office of Special Counsel for Immigration-Related Unfair Employment Practices (OSC). Officials will give a minimum of three days' notice before an inspection.
  - Churches, like any employer, can be penalized for failing to comply with the *I-9* requirement. If you fail to complete, retain, or make available for inspection a *Form I-9* as required by law, you may face a civil penalty for each violation. There are additional penalties for knowingly hiring unauthorized aliens.
  - Providing an employee's SSN on *Form I-9* is voluntary for all employees unless an employer participates in the USCIS E-Verify program.
- ❖ **KEY POINT:** Employers should continue using *Form I-9, Employment Eligibility Verification*, after its expiration date of October 31, 2022, until further notice.

## Annual Certification of Racial Nondiscrimination

Churches and other religious organizations that operate, supervise, or control a private school must file a certificate of racial nondiscrimination (*Form 5578*) each year with the IRS. The certificate is due by the fifteenth day of the fifth month following the end of the organization's fiscal year. This is May 15 of the following year for organizations that operate on a calendar year basis. For example, *Form 5578* for 2022 is due May 15, 2023.

A private school is defined as an educational organization that normally maintains a regular faculty and curriculum and normally has a regularly enrolled body of pupils or students in attendance at the place where its educational activities are regularly conducted. The term includes primary, secondary, preparatory, or high schools; and colleges and universities, whether operated as a separate legal entity or an activity of a church.

- ❖ **KEY POINT:** The term "school" also includes preschools, and this is what makes the reporting requirement relevant for many churches. As many as 25% of all churches operate a preschool program.

✪ **KEY POINT:** The instructions to *Form 5578* state: “Every organization that claims exemption from federal income tax under section 501(c)(3) of the Internal Revenue Code and that operates, supervises, or controls a private school(s) must file a certification of racial nondiscrimination. If an organization is required to file *Form 990* . . . either as a separate return or as part of a group return, the certification must be made on *Schedule E (Form 990 or 990-EZ)* . . . rather than on this form.

*Form 5578* is easy to complete. A church official simply identifies the church and the school and certifies that the school has “satisfied the applicable requirements of sections 4.01 through 4.05 of Revenue Procedure 75-50.” This reference is to the following requirements:

1. The school has a statement in its charter, bylaws, or other governing instrument, or in a resolution of its governing body, that it has a racially nondiscriminatory policy toward students.
2. The school has a statement of its racially nondiscriminatory policy toward students in all its brochures and catalogs dealing with student admissions, programs, and scholarships.
3. The school makes its racially nondiscriminatory policy known to all segments of the general community served by the school through the publication of a notice of its racially nondiscriminatory policy at least annually in a newspaper of general circulation, through utilization of the broadcast media, or by displaying a notice of its racially nondiscriminatory policy on its primary publicly accessible internet homepage at all times during its taxable year (excluding temporary outages due to website maintenance or technical problems) in a manner reasonably expected to be noticed by visitors to the homepage.

However, such notice is not required if one or more exceptions apply. These include the following: (1) During the preceding three years, the enrollment consists of students, at least 75% of whom are members of the sponsoring church or religious denomination, and the school publicizes its nondiscriminatory policy in religious periodicals distributed in the community. (2) The school draws its students from local communities and follows a racially nondiscriminatory policy toward students and demonstrates that it follows a racially nondiscriminatory policy by showing that it currently enrolls students of racial minority groups in meaningful numbers.

4. The school can demonstrate that all scholarships or other comparable benefits are offered on a racially nondiscriminatory basis.

Filing the certificate of racial nondiscrimination is one of the most commonly ignored federal reporting requirements.

Churches that operate a private school (including a preschool), as well as independent schools, may obtain *Form 5578* from the IRS website (*IRS.gov*) or by calling the IRS forms number (1-800-829-3676).

## Charitable Contribution Substantiation Rules

Several important rules apply to the substantiation of charitable contributions, including the following:

**Cash contributions.** All cash contributions, regardless of amount, must be substantiated by either a bank record (such as a canceled check or clear notation on a bank statement) or a written communication from the charity showing the name of the charity, the date of the contribution, and the amount of the contribution. The recordkeeping requirements **may not be satisfied by maintaining other written records.** In the past, donors could substantiate cash contributions of less than \$250 with “other reliable written records showing the name of the charity, the date of the contribution, and the amount of the contribution” if no canceled check or receipt was available. This is no longer allowed. As noted below, additional substantiation requirements apply to contributions (of cash or property) of \$250 or more, and these must be satisfied as well.

**Substantiation of contributions of \$250 or more.** Donors will not be allowed a tax deduction for any individual cash (or property) contribution of \$250 or more unless they receive a written acknowledgment from the church containing the following information:

- Name of the church.
- Name of the donor (an SSN is not required).
- Date of the contribution.
- Amount of any cash contribution.
- For contributions of property (not including cash) valued by the donor at \$250 or more, the receipt must describe the property. No value should be stated.
- The receipt must contain one of the following: (1) a statement that no goods or services were provided by the church in return for the contribution; (2) a statement that goods or services that a church provided in return for the contribution consisted entirely of intangible religious benefits; or (3) a description and good faith estimate of the value of goods or services other than intangible religious benefits that the church provided in return for the contribution.
- The church may either provide separate acknowledgments for each single contribution of \$250 or more or one acknowledgment to substantiate several single contributions of \$250 or more. Separate contributions are not aggregated for purposes of measuring the \$250 threshold unless they are related to a single transaction.

- The written acknowledgment must be received by the donor on or before the earlier of the following two dates: (1) the date the donor files a tax return claiming a deduction for the contribution, or (2) the due date (including extensions) for filing the return.

**Gifts of property.** Several additional rules apply to the substantiation of contributions of noncash property valued by the donor at \$500 or more. Donors who claim a deduction over \$500 but not over \$5,000 for a noncash charitable contribution must retain certain records and complete the front side (Section A, Part I, and Part II if applicable) of IRS *Form 8283* and enclose the completed form with the *Form 1040* on which the charitable contribution is claimed.

Special rules apply to donations of cars, boats, and planes valued by the donor at more than \$500. The church must provide the donor with a written acknowledgment and send a *Form 1098-C* to the IRS, containing required information about the donation. *Form 1098-C* can be used as the written acknowledgment that must be issued to a donor. See the instructions to *Form 1098-C* for more information. Failure to file *Form 1098-C* can result in penalties assessed to the church and a loss of the donation deduction by the donor.

★ **KEY POINT:** Generally, you must furnish *Copies B* and *C* of this form to the donor no later than 30 days after the date of sale if Box 4a is checked or 30 days after the date of the contribution if Box 5a or 5b is checked. If Box 7 is checked, do not file *Copy A* with the IRS and do not furnish *Copy B* to the donor. You may furnish *Copy C* to the donor. The donor is required to obtain *Copy C* or a similar acknowledgment by the earlier of the due date (including extensions) of the donor's income tax return for the year of the contribution or the date that return is filed. *Form 1098-C* is not provided to the donor at the end of the tax year. All *Forms 1098-C* issued during a tax year are provided to the IRS with *Form 1096* by February 28 of the next tax year.

For contributions of noncash property valued at more than \$5,000 (\$10,000 for privately held stock), a donor must obtain a qualified appraisal of the donated property from a qualified appraiser and complete a qualified appraisal summary (Section B of *Form 8283*) and have the summary signed by the appraiser and a church representative. The completed *Form 8283* is then enclosed with *Form 1040*, on which the charitable contribution deduction is claimed. The appraisal must be enclosed for contributions of property (other than inventory and publicly traded securities) in excess of \$500,000.

## Affordable Care Act Reporting

The ACA imposes the most significant reporting obligations since the introduction of *Form W-2* in 1943. Reporting obligations are similar to *Form W-2* in that there are forms that must be issued to individual employees and a "transmittal"

form that is sent to the IRS along with copies of all the forms issued to employees. And, as with *Form W-2*, the IRS can assess penalties for failure to comply with the new reporting obligations. Because of the similarities of the new reporting requirements to *Form W-2*, some are calling them the "Health Care *W-2s*". Of course, the analogy is not perfect. The *Form W-2* reports compensation and tax withholding, while the new forms report health insurance information. The reporting requirements consist of the following forms:

- Providers of minimum essential coverage are required to file *Forms 1094-B* and *1095-B*. These forms are used to report certain information to the IRS and to employees about individuals who are covered by minimum essential coverage. These forms must be furnished to employees by January 31, 2023, by law. However, the IRS has provided for a permanent and automatic extension of time for providing the statements to individuals to March 2, 2023. The forms must be filed with the IRS by February 28, 2023 (March 31, 2023, if filed electronically).
- Applicable Large Employers (ALEs), generally employers with 50 or more full-time employees (including full-time equivalent employees) in the previous year, must file one or more *Forms 1094-C* (including a *Form 1094-C* designated as the Authoritative Transmittal, whether or not filing multiple *Forms 1094-C*), and must file a *Form 1095-C* for each employee who was a full-time employee of the employer for any month of the calendar year. Generally, the employer is required to furnish a copy of *Form 1095-C* (or a substitute form) to the employee. These forms must be furnished to employees by January 31, 2023 (also under the automatic extension previously discussed to March 2, 2023) and filed by February 28, 2023 (March 31, 2023, if filed electronically). The information reported on *Forms 1094-C* and *1095-C* is used to determine whether an employer owes a payment under the employer-shared responsibility provisions of the ACA (the employer mandate or play or pay provisions).

See the instructions for these forms on the IRS website ([IRS.gov](https://www.irs.gov)) for more information.

★ **KEY POINT:** Churches with fewer than 50 full-time employees, and an insured group health plan, generally have no reporting obligation. They are not required to file *Forms 1094-C* and *1095-C* since they have fewer than 50 employees, and their group plan insurer files *Forms 1094-B* and *1095-B*.







## HELPFUL NUMBERS AND RESOURCES

### **1-800-TAX-FORM (1-800-829-3676)**

Request IRS forms.

### ***IRS.gov***

Visit the IRS homepage.

### ***GuideStone.org/TaxGuide***

Access GuideStone's digital version of this guide, helpful resources about ministerial tax issues and frequently asked questions about minister's housing allowance.

### ***ChurchLawandTax.com***

Visit a Christianity Today website featuring Richard Hammar and a host of other professionals who provide information on church law, tax, finance, and risk management.

### ***ChurchLawandTaxStore.com***

Visit Christianity Today's online store with church management resources to keep your church safe, legal, and financially sound.

### ***Church & Clergy Tax Guide***

Purchase Richard Hammar's comprehensive tax guide published annually by Christianity Today International by visiting *ChurchLawandTaxStore.com*.

### ***Church Compensation: From Strategic Plan to Compliance***

Purchase Elaine Sommerville's reference book that guides you through every aspect of employment compensation in easy-to-understand language by visiting *ChurchLawandTaxStore.com*.